

WHERE QUALITY MEETS VALUE



Driveline Catalog

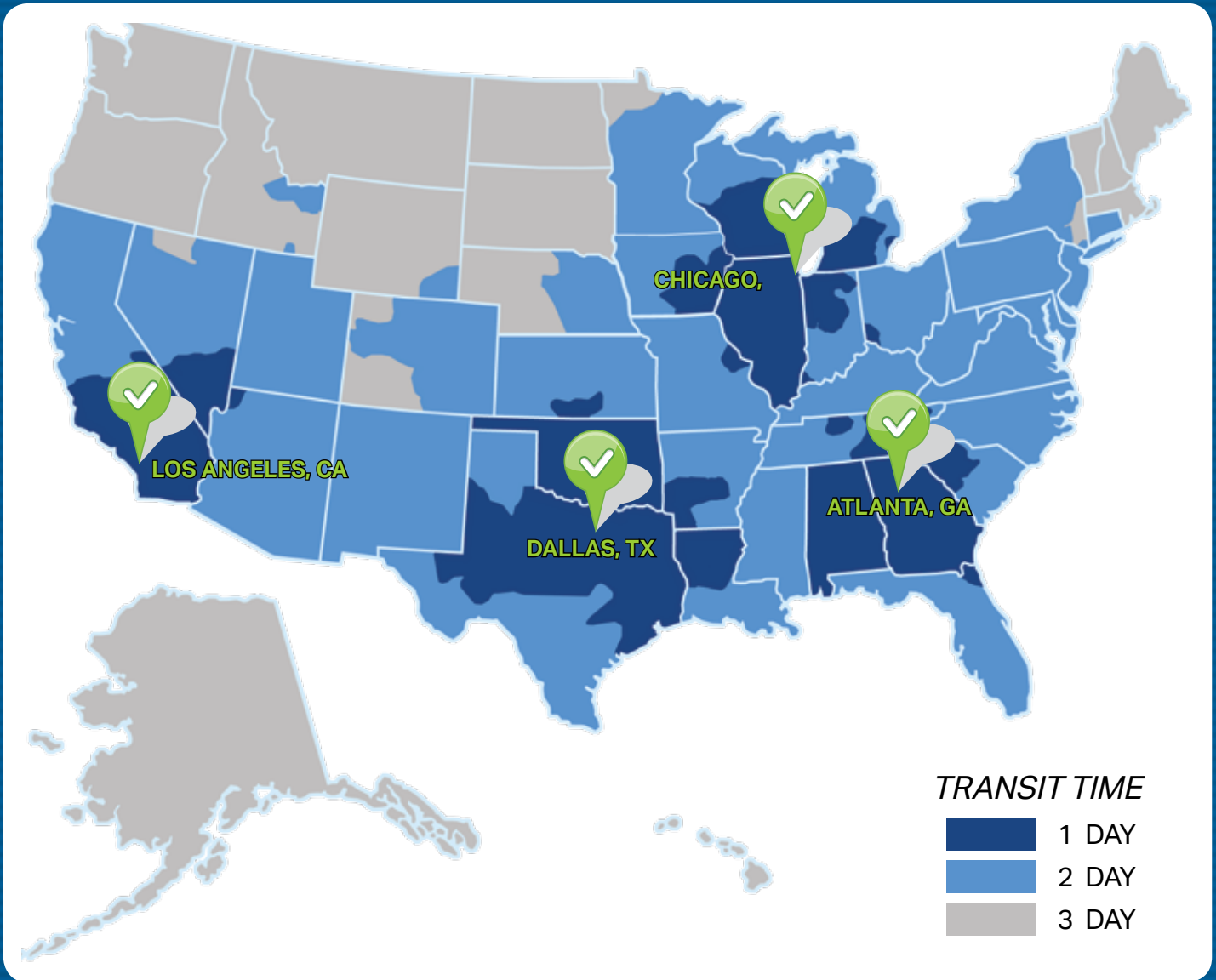


**Motive
Gear**



4 locations to serve you better!

Los Angeles, CA · Dallas, TX · Chicago, IL · Atlanta, GA



Speed: All UPS orders ship the same day. Standard delivery from any one of our 4 shipping centers arrives in 3 days or less to most locations within the continental U.S.A.

Global Reach: 2-3 day turnaround on all larger international and domestic stocking order LTL shipments.



WHERE QUALITY MEETS VAL-



DRIVELINE CATALOG

SLIP YOKES.....	2
STANDARD END YOKES	4
TUBE YOKES.....	11
SPLINED STUB ENDS.....	13
CENTER YOKES.....	14
SPLIT TUBE SHAFTS.....	14
SPLINED MIDSHIP TUBE SHAFTS.....	15
UNWELDED SHAFT ASSEMBLIES.....	15
SPLINED MIDSHIP TUBE SHAFTS OUTBOARD.....	16
PTO SLIP YOKES - HEX.....	17
PTO SLIP YOKES - SQUARE	17
PTO SLIP YOKES - KEYWAY.....	17
PTO SLIP YOKES - SPLINED HOLES	17
PTO END YOKES WITH STRAIGHT ROUND HOLES	18
PTO END YOKES WITH SQUARE HOLE.....	18
SMALL PARTS.....	19
CENTER BEARINGS.....	20
U-JOINT BEARING PLATE BP STYLE.....	21
U-JOINT BEARING PLATE & WB CONVERSION.....	21
U-JOINT ROCKWELL.....	21
U-JOINT HALF ROUND STYLE.....	22
U-JOINT FULL ROUND STYLE.....	23

PARTS LISTED IN THIS CATALOG ARE NOT NECESSARILY MANUFACTURED BY THE ORIGINAL EQUIPMENT MANUFACTURER AND ANY REFERENCE TO THE TRADEMARKS OR PART NUMBERS OF OTHERS ARE FOR CROSS REFERENCE INFORMATIONAL PURPOSES ONLY. THE PHOTOS PROVIDED HEREIN ARE PROVIDED ONLY FOR ILLUSTRATIVE PURPOSES. THE ACTUAL PRODUCTS SUPPLIED MAY DIFFER. THE TRADEMARKS OF OTHERS REFERRED TO HEREIN ARE OWNED BY THEIR RESPECTIVE COMPANIES AND ARE NOT AFFILIATED IN ANY WAY WITH MIDWEST TRUCK & AUTO PARTS, Inc.®. WORLD AMERICAN®, MOTIVE GEAR®, MOTIVE GEAR PERFORMANCE® ARE REGISTERED TRADEMARKS OF MIDWEST TRUCK & AUTO PARTS, Inc.® USE OF THE '®' IN CONNECTION WITH A MARK OF MIDWEST TRUCK & AUTO PARTS, Inc.® INDICATES THAT THE MARK IS REGISTERED IN AT LEAST THE UNITED STATES. NO REPRESENTATION IS MADE WITH RESPECT TO THE SOURCE OF MANUFACTURE OF ANY PARTICULAR PART. WHILE EVERY EFFORT IS MADE TO PROVIDE ACCURATE INFORMATION, NO GUARANTEE IS PROVIDED AS TO THE ACCURACY OF THE INFORMATION CONTAINED HEREIN. WE ARE NOT RESPONSIBLE FOR TYPOGRAPHICAL ERRORS. © MIDWEST TRUCK & AUTO PARTS, Inc.® ALL RIGHTS RESERVED. CAT-MW-DRV-001

STANDARD END YOKES (CONTINUED)

Part#	Arvin Meritor® Part#	Neapco® Part#	Dana® Part#	Series	Pilot Dia.	Dia.	Spline	Application
6.5-4-3281-1XR	18N4-3381-1X		6.5-4-3281-1X	1810 1/2 ROUND		2.274"	44"	401,402
6.5-4-3281XR	18N4-3381X		6.5-4-3281X	1810		2.274"	44"	401,402
6.5-4-3381-1XR	18N4-3381-1X		6.5-3381-1X	1810 1/2 ROUND		2.024"	39"	RR20-145
6.5-4-3381XR	18N4-3381X		6.5-4-3381X	1810		2.024"	39"	RR20-145
6.5-4-3491-1R	18N4-3491-1X		6.5-4-3491-1X	1810 1/2 ROUND		2.75"	10"	RT14608,14609, 14610,14613,1461 5,14709,14710,14 715,15715
6.5-4-3491R	18N4-3491X		6.5-4-3491X	1810		2.75"	10"	RT14008,14609,14 610,14613,14615, 4709,14710,14715 ,15715
6.5-4-3561-1R	18N4-3561X		6.5-4-3561X	1810		2.75"	10"	RT14608,14609,14 610,14613,14615, 14709,14710,1471 5,15715
6.5-4-3561-1XR	18N4-3561-1X		6.5-4-3561-1X	1810 1/2 ROUND		2.75"	10"	1RT14008,14609,1 4610,14613,14615 ,4709,14710,1471 5,15715
6.5-4-3591XR	18N4-3591X		6.5-4-3591X	1810		2.35"	46"	COUPLING SHAFT
6.5-4-35991-1R	18N4-3591-1X		6.5-4-3591-1X	1810 1/2 ROUND		2.35"	46"	COUPLING SHAFT
6.5-4-3721-1R	18N4-3721X		6.5-4-3721-1X	1810 1/2 ROUND		2.39"	46"	RT145,RT160
6.5-4-3721R	18N4-3721X		6.5-4-3721X	1810		2.39"	46"	RT145,RT160
6.5-4-3731-1XR	18N4-3731-1X		6.5-4-3731-1X	1810 1/2 ROUND		2.39"	46"	RT145,RT160
6.5-4-3731X	18N4-3731X		6.5-4-3731X	1810		2.39"	46"	RT145,RT160
6.5-4-3911R	18N4-3911		6.5-4-3911	1810		2.39"	46"	461,521
6.5-4-3921-1XR	18N4-3921-1X		6.5-4-3921-1X	1810 1/2 ROUND		2.39"	46"	461,521

CONTINUED>



6.5-4-3281-1XR



6.5-4-3491R



6.5-4-3591XR



6.5-4-35991-1R



6.5-4-3731X

SLIP YOKES

Part#	Arvin Meritor® Part#	Neapco® Part#	Dana® Part#	Series	Diameter	Spline	C/L to End of Spline
2-3-128KXR	131N3-128KX	N2-3-128KY	2-3-128KX	1310	1.375"	16"	5.375"
2-3-4441KXR	131N3-4441KX	N2-3-4441KX	2-3-4441KX	1310	1.25"	16"	6.562"
2-3-4951KXR	131N3-4951KX	N2-3-4951KX	2-3-4951KX	1310	1.375"	16"	6"
2-3-5221KXR		N2-3-5221KX	2-3-5221KX	1310	1.375"	16"	7"
2-3-5821KXR		N2-3-5821KX	2-3-5821KX	1310	1.375"	16"	8"
2-3-6061XR		N2-3-6061X	2-3-6061X	1310	1.5"	16"	7"
2-3-6081XR		N2-3-6081X	2-3-6081X	1310	1.176"	16"	5.468"
2-3-7981KXR			2-3-7981KX	1310	1.375"	16"	6"
2-3-8001KXR	131N3-8001KX	N2-3-8001KX	2-3-8001KX	1310	1.375"	16"	6.812"
2-3-8021KXR	131N3-8021KX	N2-3-8021KX	2-3-8021KX	1310	1.375"	16"	7.875"
2-3-7681KXR			2-3-7681KX	1330	1.375"	16"	6.625"
2-3-7961KXR			2-3-7961KX	1330	1.375"	16"	6"
2-3-8041KXR	133N3-7481KX	N2-3-8041KX	2-3-8041KX	1330	1.375"	16"	5.375"
3-3-1501KXR	135N3-1501KX	N3-3-1501KX	3-3-1501KX	1350	1.375"	16"	5.812"
3-3-468KXR				1410	1.5"	16"	3.906"
3-3-488KXR	135N-488KX	N3-3-488KX	3-3-488KX	1350	1.5"	16"	7.312"
3-3-508KXR	141N3-508KX	N3-508KX	3-3-508KX	1410	1.5"	16"	7.812"
3-3-598KXR	135N3-598KXR	N3-598KX	3-3-598KX	1350	1.5"	16"	5.812"
3-3-118KXR	141N3-118KX	N3-3-118KX	3-3-118KX	1410	1.5"	16"	6.5"
3-3-2041KXR	141N3-2041KX	N3-3-2041KX	3-3-2041KX	1410	1.5"	16"	5.25"
3-3-1601KXR	148NLS25DC	N3-3-1601KX	3-3-1601KX	1480	1.562"	16"	6.812"

CONTINUED>



2-3-128KXR



2-3-4951KXR



2-3-7981KXR



3-3-1501KXR



3-3-118KXR

SLIP YOKES

(CONTINUED)

Part#	Arvin Meritor® Part#	Neapco® Part#	Dana® Part#	Series	Diameter	Spline	C/L to End of Spline
3-3-1641KXR	148N3-1641KX	N3-3-1641KX	3-3-1641KX	1480	1.562"	16"	9.5"
4-3-1241KXR	155N3-1241X	N4-3-1241KX	4-3-1241KX	1550	1.75"	16"	6.812"
5-3-2261KXR	16N3-2261X	N5-3-2261KX	5-3-2261KX	1610	2"	16"	10.812"
5-3-288KXR	16N3-288X	N5-3-288KX	5-3-288KX	1610	2"	16"	9.312"
6-3-2651KXR	17N3-2651X	N6-3-2651KX	6-3-261	1710	2.5"	16"	11.688"
6-3-2671KXR	17N3-2671X	N6-3-2671KX	6-3-267	1710	2.5"	16"	9.594"
6-3-2741KXR			6-3-2741KX	1710	2.5"	16"	7.469"
6.3-3-21KXR	176N3-21X	N6.3-3-21KX	6.3-3-21KX	1760	2.5"	16"	11.156"
6.3-2651KXR	173N3-2651X	N6-3-2651KX	6-3-2651KX	1710	2.5"	16"	11.688"
6-3-2671KXR	173N3-2671KX	N6-3-2671KX	6-3-2671KX	1710	2.5"	16"	9.594"
6-3-3441KXR	17N3-2401X		6-3-3441KX	1710	2.5"	16"	12.719"
6.3-3-41KXR	176N3-41X	N6.3-3-41KX	6.3-3-41KX	1760	2.5"	16"	9.25"
6.5-3-1351KXR	18N3-1351X	N6.5-3-1351KX	6.5-3-1351KX	1810	3"	16"	10.25"
6.5-3-1371KXR	18N3-1371X	N6.5-3-1371KX	6.5-3-1371KX	1810	3"	16"	11.875"
6.5-3-1431KXR			6.5-3-1431KX	1810	3"	16"	8.938"
20RLS40-3A1S	20RLS40-3A1S			20RPL	2.5"	16"	12.05"
20RLS4011A1S	20RLS4011A1S			20RPL	2.5"	16"	12.15"
20RLS40-2A1S	20RLS40-2A1S			20RPL	2.5"	16"	11.45"
20RPL-SLIP	20RPL-SLIP			20RPL	2.5"	16"	12.15"
25RLS48-1ALS	25RLS48-1ALS			25RPL	3"	16"	11.28"
25RPL-SLIP	25RPLSLIP			25RPL	3"	16"	11.28"

CONTINUED>



3-3-1641KXR



5-3-2261KXR



6.5-3-1351KXR



6.5-3-1431KXR



25RPL-SLIP

STANDARD END YOKES

Part#	Arvin Meritor® Part#	Neapco® Part#	Dana® Part#	Series	Pilot Dia.	Dia.	Spline	Application
170-4-1271-1			170-4-1271-1	SPL170		2.39"	46"	COUPLING SHAFT
170-4-191-1R			170-4-191-1	SPL170		2.274"	44"	404,454
170-4-201-1XR			170-4-201-1X	SPL170		2.274"	44"	404,454
170-4-221-1XR			170-4-221-1X	SPL170		2.024"	39"	404,454
170-4-231-1R			170-4-231-1	SPL170		2.024"	39"	404,454
170-4-241-1XR			170-4-241-1XR	SPL170		2.024"	39"	404,454
170-4-261-1XR			170-4-261-1X	SPL170		2.024"	39"	404,454
170-4-271-1R			170-4-271-1	SPL170		2.024"	39"	404,454
170-4-281-1XR			170-4-281-1X	SPL170		2.024"	39"	404,454
170-4-511-1			170-4-521-1X	SPL170		2.75"	10"	1,671,318, 913
170-4-521-1XR			170-4-521-1X	SPL170		2.75"	10"	1,671,318, 913
170-4-561-1R			170-4-561-1	SPL170		2.794"	54"	FRO15210,1 6210
170-4-661-1			170-4-661-1	SPL170		2.024"	39"	RT40-145, RT40-140
170-4-671-1			170-4-671-1	SPL170		2.024"	39"	RT40-145, RT40-140
170-4-711-1R			170-4-711-1	SPL170		2.39"	46"	RT40-145, RT46-160
170-4-721-1XR			170-4-721-1X	SPL170		2.39"	46"	RT40-145, RT46-160
20WYSC38-18	20WYSC38-18			RPL 20 SERIES		2.38"	46"	COUPLING
2-2-329R	131N-2-329	N2-2-329	2-2-329	1310	2.375" MALE		1.375"	
2-2-479R	131N-2-479	N2-2-479	2-2-479	1280/ 1310	2.750" MALE		1.375"	
2-2-489R			2-2-489		2.750" MALE		1.562"	
2-2-939R	131N-2-939	N2-2-939	2-2-939	1330	2.000" FEMALE		1.65"	

CONTINUED>



170-4-221-1XR



170-4-241-1XR



170-4-671-1



2-2-329R



2-2-939R

STANDARD END YOKES

(CONTINUED)

Part#	Arvin Meritor® Part#	Neapco® Part#	Dana® Part#	Series	Pilot Dia.	Dia.	Spline	Application
250-4-21-1R			250-4-21-1	SPL250		2.39"	46"	COUPLING SHAFT
250-4-241-1XR			250-4-241-1X	SPL250		2.75"	10"	1,871,818, 918
250-4-271-1R			250-4-271-1	SPL250		2.794"	54"	FR15210, 16210
250-4-351-1XR			250-4-351-1X	SPL250		2.39"	46"	RT40-145, RT46-160
250-4-71-1R			250-4-71-1	SPL250		2.274"	44"	404,454
250-4-81-1XR			250-4-81-1X	SPL250		2.274"	44"	404,454
25WYSC38-11	25WYSC38-11			RPL 25 SERIES		2.35"	46"	COUPLING
3-2-119R	135N-2-119	N3-2-119	3-2-119	1350	2.750" MALE		1.562"	
3-2-159R	141N-2-159	N3-2-159	3-2-159	1410	2.750" MALE		1.688"	
3-2-429R			3-2-429	1410	3.750" MALE		2"	
3-2-479R	148N-2-479	N3-2-479	3-2-479	1480	3.750" MALE		2"	
4-2-669R	155N2-669	N4-2-669	4-2-669	1550	3.750" MALE		2"	
5-2-279R	16N-2-279	N5-2-789	5-2-279	1610	6.625" MALE		2.75"	
5-4-1721-1R	16N4-1721-1		5-4-1721-1	1610 1/2 ROUND		1.75"	10"	COUPLING SHAFT
5-4-5721R	16N4-5721		5-4-5721	1610		1.989"	30"	RA355
5-4-6321-1R	16N4-6321-1		5-4-6321-1	1610 1/2 ROUND		1.998"	38"	ES065-7A, ES066-7B
5-4-6431-1XR	16N4-6431-1		5-4-6431-1X	1610 1/2 ROUND		2.024"	39"	SQ100, RT40-145
5-4-7171-1R	16N4-7171-1		5-4-7171-1	1610 1/2 ROUND		1.79"	34"	COUPLING SHAFT
6-2-749R	17N-2-749	N6-2-749	6-2-749	1710	7.750" MALE		3"	
6-4-1981R	17N4-1981		6-4-1981	1710		1.969"	10"	COUPLING SHAFT
6-4-1991R	17N4-1991		6-4-1991X	1710		2.25"	10"	R170

CONTINUED>



250-4-21-1R



3-2-429R



5-4-1721-1R



5-4-6321-1R



6-2-749R

STANDARD END YOKES

(CONTINUED)

Part#	Arvin Meritor® Part#	Neapco® Part#	Dana® Part#	Series	Pilot Dia.	Dia.	Spline	Application
6-4-2381R	17N4-2381	N6-4-2381	6-4-2381	1710		1.969"	10"	SQHD REAR
6-4-3241R	17N4-3241	N6-4-3241	6-4-3241	1710		2"	10"	SLHD,SQHD
6-4-3611R	17N4-3611	N6-4-3611	6-4-3611	1710		2.5"	10"	95,3,9509
6-4-3791R	17N4-3791	N6-4-3791	6-4-3791	1710		2.031"	10"	MACK®
6-4-4411XR	17N4-4411		6-4-4411X	1710		2.25"	10"	R170
6-4-4421R	17N4-4421		6-4-4421	1710		2.5"	10"	TRL 1076, 1078
6-4-4551R	17N4-4551		6-4-5251X	1710		2.75"	10"	12513
6-4-4601-1R	17N4-4601-1		6-4-4601-1	1710 1/2 ROUND		2.344"	16"	COUPLING SHAFT
6-4-4601R	17N4-4601		6-4-4601	1710		2.344"	16"	COUPLING SHAFT
6-4-4731R	17N4-4731		6-4-4731	1710		1.962"	10"	34,380,38
6-4-4741X	17N4-4741X	N6-4-3241	6-4-4741X	1710		2"	10"	SLHD,SQHD
6-4-5061XR	17N4-5061X		6-4-5061X	1710		2.149"	16"	380,400
6-4-5071XR	17N4-5071X		6-4-5071X	1710		2.344"	16"	COUPLING SHAFT
6-4-5251XR	17N4-5251X		6-4-5251X	1710		2.75"	10"	12513
6-4-5251XR	17N4-5251X		6-4-5251	1710		2.75"	10"	12513
6-4-5451R	17N4-5461X		6-4-5461X	1710		2.375"	46"	SSHD
6-4-5461XR	17N4-5461X		6-4-5461X	1710		2.375"	46"	SSHD
6-4-5501R	17N-5501		6-4-5501	1710		2.024"	39"	SSHD
6-4-5521R	17N4-5521		6-4-5521	1710		2.024"	39"	SSHD
6-4-5791R	17N4-5791		6-4-5791	1710		2.114"	32"	RA351,355, 472,474
6-4-5841R	17N4-5841		6-4-5841	1710		2.374"	46"	T2090

CONTINUED>



6-4-2381R



6-4-3611R



6-4-4601-1R



6-4-4741X



6-4-5521R

STANDARD END YOKES

(CONTINUED)

Part#	Arvin Meritor® Part#	Neapco® Part#	Dana® Part#	Series	Pilot Dia.	Dia.	Spline	Application
6-4-5851R	17N4-5851		6-4-8331X	1710		2.024"	39"	CRD92,93
6-4-6021XR	17N4-6021X		6-4-6021X	1710		2.024"	39"	RS381,401, 402
6-4-6031R	17N4-6041X	N6-4-6041X	6-4-6041X	1710		2.274"	44"	DS 381,401, 402
6-4-6041-1XR	14N4-6041-1	N-6-4-6041-1X	6-4-6041-1X	1710 1/2 ROUND		2.274"	44"	DS 381,401, 402
6-4-6041R	17N4-6041X	N6-4-6041X	6-4-6041X	1710		2.274"	44"	DS 381,401, 402
6-4-6041XR	17N4-6041X	N6-4-041X	6-4-5041X	1710		2.274"	44"	DS 381,401, 402
6-4-6321R	17N-6321		6-4-6321	1710		1.774"	34"	RT40-145
6-4-6331R	17N4-6331		6-4-6331	1710		1.774"	34"	RS40-140
6-4-6371-1R	17N4-6371-1		6-4-6371-1	1710 1/2 ROUND		2.024"	39"	RT40-145, RT40-140
6-4-6371R	17N4-6371-1		6-4-6371	1710		2.024"	39"	RT40-145, RT40-140
6-4-6391-1XR	17TYS32-95A		6-4-6391-1X	1710 1/2 ROUND		2.024"	39"	RT40-145, RT40-140
6-4-6411XR	17N4-6411	N6-4-6411X	6-4-6411X	1710		2.024"	39"	SQ100, RT40-145
6-4-6421-1X	17N4-6421-1X		6-4-6421-1X	1710 1/2 ROUND		2.024"	39"	SQ100, RT40-145
6-4-6421-1X	17N4-6421-1X		6-4-6421-1X	1710 1/2 ROUND		2.024"	39"	SQ100, RT40-145
6-4-6421X	17N4-6421X		6-4-6421X	1710		2.024"	39"	SQ100, RT40-145
6-4-6451R	17N4-6451		6-4-6451	1710		1.79"	34"	381,401, 402
6-4-6481R	17N4-6481		6-4-6481	1710		1.79"	34"	381,401, 402
6-4-6871XR	17N4-6871X		6-4-6871X	1710		2.024"	39"	SSHD
6-4-6931XR	17N4-6931X		6-4-6931X	1710		2.75"	10"	1,251,214, 613
6-4-6951XR	17N4-6951X		6-4-6951X	1710		2.024"	39"	SSHD
6-4-6951XR	17N4-6951X		6-4-6951X	1710		2.024"	39"	SSHD

CONTINUED>



6-4-5851R



6-4-6021XR



6-4-6371-1R



6-4-6391-1XR



6-4-6871XR

STANDARD END YOKES

(CONTINUED)

Part#	Arvin Meritor® Part#	Neapco® Part#	Dana® Part#	Series	Pilot Dia.	Dia.	Spline	Application
6-4-7141-1R	17N4-7141-1		6-4-7141-1	1710 1/2 ROUND		1.998"	38"	COUPLING SHAFT
6-4-7141R	17N4-7141		6-4-7141	1710		1.998"	38"	COUPLING SHAFT
6-4-7161R	17N4-7161		6-4-7161	1710		2.28"	46"	RT145,RT160
6-4-7181-1XR	17N4-7181-1X		6-4-7181-1	1710 1/2 ROUND		2.39"	46"	RT145,RT160
6-4-7181XR	17N4-7181X		6-4-7181X	1710		2.39"	46"	RT145,RT160
6-4-7481-1R	17N4-7481-1		6-4-7481-1	1710 1/2 ROUND		2.39"	46"	COUPLING SHAFT
6-4-7541R	17N4-7541		6-4-7541	1710		2.143"	41"	461,521
6-4-7561XR	17N4-7561X		6-4-7561X	1710		2.143"	41"	461,521
6-4-7631-1XR	17N4-7631-1X		6-4-7631-1X	1710 1/2 ROUND		2.024"	39"	RT140,RT145
6-4-7771-1XR	17N4-7771-1X		6-4-7771-1X	1710 1/2 ROUND		2.39"	46"	RS160,RT145, RT140
6-4-8411-1R	17N4-8411-1		6-4-8411-1	1710 1/2 ROUND		2.024"	39"	404,405, 454
6-4-8511R	17N4-8511X		6-4-8511X	1710		1.79"	34"	381,401
6-4-8541XR	17N4-8541X		6-4-8541X	1710		2.024"	39"	344,402, 404
6-4-8991-1XR	17N4-8991-1X		6-4-8991-1X	1710 1/2 ROUND		2.024"	39"	404,405, 454
6-4-9001-1XR	17N4-9001-1X		6-4-9001-1X	1710 1/2 ROUND		2.024"	39"	344,404, 405,454
6-4-9001R	17N4-9001X		6-4-9001X	1710		2.024"	39"	404,344,454
6-4-9021-1R	17N4-9021-1		6-4-9021-1	1710 1/2 ROUND		1.79"	34"	381,402
6-4-9031-1XR	17N4-9031-1X		6-4-9031-1X	1710 1/2 ROUND		2.024"	39"	404,405,454
6-4-9041X	17N4-9041X		6-4-9041X	1710		2.024"	39"	404,405,454
6-4-9181-1	17N4-7561-1		6-4-9181-1	1710 1/2 ROUND		2.143"	41"	461,521
6.3-4-1031-1R	176N4-1041-1		6.3-4-1041-1X	1760 1/2 ROUND		2.39"	46"	RT40-145, RT46-160

CONTINUED>



6-4-7141-1R



6-4-7181XR



6-4-8511R



6-4-8541XR



6-4-8991-1XR

STANDARD END YOKES

(CONTINUED)

Part#	Arvin Meritor® Part#	Neapco® Part#	Dana® Part#	Series	Pilot Dia.	Dia.	Spline	Application
6.3-4-1041-1XR	176N4-1041-1		6.3-4-1041-1X	1760 1/2 ROUND		2.39"	46"	RT40-145, RT46-160
6.3-4-1421-1R	176N4-1421-1X		6.3-4-1421-1X	1760 1/2 ROUND		2.274"	44"	DS381,DS402
6.3-4-1481-1XR	176N4-1481-1X		6.3-4-1481-1X	1760 1/2 ROUND		2.274"	44"	DS381,DS402
6.3-4-1511-1R	176N4-1521-1X		6.3-4-1521-1X	1760 1/2 ROUND		2.114"	32"	DS380,401
6.3-4-1521-1R	176N4-1521-1X		6.3-4-1521-1X	1760 1/2 ROUND		2.344"	16"	COUPLING SHAFT
6.3-4-161-1XR	176N4-161-1X		6.3-4-161-1X	1760 1/2 ROUND		2.794"	54"	FRO14210, 15210, 16210
6.3-4-5221-1XR	176TYS36-12A		6.3-4-5221-1X	1760 1/2 ROUND		2.274"	44"	404,454
6.3-4-651-1R	176N4-651-1		6.3-4-651-1	1760 1/2 ROUND		2.5"	10"	116,131,251, 314,613
6.3-4-711-1R	176N4-711-1		6.3-4-711-1	1760 1/2 ROUND		2.75"	10"	6613.951
6.3-4-781-1XR	176N4-781-1X		6.3-4-781-1X	1760 1/2 ROUND		2.5"	10"	116,131,251, 314,613
6.3-4-791-1XR	176N4-791-1X		6.3-4-791-1X	1760 1/2 ROUND		2.75"	10"	66,139,513
6.3-4-821-1R	176N4-821-1		6.3-4-821-1X	1760 1/2 ROUND		2.39"	46"	COUPLING SHAFT
6.3-4-861-1XR	176N4-861-1		6.3-4-861-1X	1760 1/2 ROUND		2.374"	46"	RT180,RT185
6.5-2-329R		N6.5-329	6.5-2-329	1810	7.750" MALE		3.375"	
6.5-4-1891R	18N4-1891		6.5-4-1891	1810		2.35"	16"	COUPLING SHAFT
6.5-4-2531-1XR	18N4-2531-1X		6.5-4-2531-1X	1810 1/2 ROUND		2.344"	16"	COUPLING SHAFT
6.5-4-2531XR	18N4-2531X	N6.5-4-2531X	6.5-4-2531X	1810		2.344"	16"	COUPLING SHAFT
6.5-4-2701R	18N4-2701		6.5-4-2701	1810		2.374"	46"	SSHD
6.5-4-2711XR	18N4-2711X		6.5-4-2711X	1810		2.374"	46"	SSHD
6.5-4-3021R	18N4-3021		6.5-4-3021	1810		2.635"	20"	PSO SERIES
6.5-4-3251R	18N4-3251		6.5-4-3251	1810		2.374"	46"	CRD92, CRDPC112

CONTINUED>



6.3-4-1421-1R



6.3-4-1481-1XR



6.3-4-651-1R



6.5-4-2531XR



6.5-4-2711XR

STANDARD END YOKES

(CONTINUED)

Part#	Arvin Meritor® Part#	Neapco® Part#	Dana® Part#	Series	Pilot Dia.	Dia.	Spline	Application
6.5-4-3921XR	18N4-3921X		6.5-4-3921X	1810		2.39"	46"	461,521
6.5-4-4571-1XR	18N4-4571-1X		6.5-4-4571-1X	1810 1/2ROUND		2.274"	44"	344,404,405
6.5-4-4571XR	18N4-4571-1X		6.5-4-4571X	1810		2.274"	44"	344,404,405
6.5-4-4631-1R	18N4-4631-1		6.5-4-4631-1	1810 1/2 ROUND		2.794"	54"	142,101,521, 016,210



6.5-4-3921XR



6.5-4-4571-1XR



6.5-4-4571XR



6.5-4-4631-1R

TUBE YOKES

Part#	Arvin Meritor® Part#	Neapco® Part#	Dana® Part#	Series	Tubing Size	Wall Thickness
2-28-2417R				1210	2"	0.083"
2-28-357R	131N-28-357	N2-28-357	2-28-357	1310	2"	0.083"
2-28-1757R	131N-28-1757	N2-28-1757	2-28-1757	1310	2"	0.12"
2-28-1757R	131N-28-1757	N2-28-1757	2-28-1757	1310	2"	0.12"
2-28-367R	131N-28-367	N2-28-367	2-28-367	1310	2.5"	0.083"
2-28-327R	131N-28-327	N2-28-327	2-28-327	1310	3"	0.065"
2-28-437R	131N-28-437	N2-28-437	2-28-437	1310	3"	0.083"
2-28-427R	131N-28-427	N2-28-427	2-28-427	1310	3.5"	0.083"

CONTINUED>



2-28-357R



2-28-1757R



2-28-367R



2-28-437R



2-28-427R

STANDARD END YOKES • TUBE YOKES

TUBE YOKES

(CONTINUED)

Part#	Arvin Meritor® Part#	Neapco® Part#	Dana® Part#	Series	Tubing Size	Wall Thickness
2-28-397R	131N-28-397	N2-28-397	2-28-397	1310	3.5"	0.065"
2-28-357R	131N-28-357	N2-28-357	2-28-357	1310	2.000"	0.083"
2-28-277R	131N-28-277	N2-28-277	2-28-277	1310	2.500"	0.065"
2-28-307R	131N-28-307	N2-28-307	2-28-307	1310	2.750"	0.065"
2-28-1707R	133N-28-1707	N2-28-1707		1330	2.5"	0.083"
2-28-1697R	133N-28-1697	N2-28-1697	2-28-1697	1330	3"	0.083"
3-28-47R	135N-28-47	N-3-28-47	3-28-47	1350	2.5"	0.083"
3-28-57R	135N-28-57	N3-28-57	3-28-57	1350	3"	0.083"
3-28-427R	135N-28-427	N3-28-427	3-28-427	1350	3.5"	0.083"
3-28-97R	141N-28-97	N3-28-97	3-28-97	1410	3"	0.083"
3-28-557R	141N-28-557	N3-28-557	3-28-557	1410	3.5"	0.083"
3-28-457R			3-28-457	1410	4"	0.083"
3-28-537R	148N-28-537	N3-28-537	3-28-537	1480	3.5"	0.083"
3-28-547R	148N-28-547	N3-28-547	3-28-547	1480	3.5"	0.083"
3-28-507R	148N-28-507	N3-28-507	3-28-507	1480	4"	0.083"
4-28-307R	155N-28-307		4-28-37	1550	3.5"	0.095"
5-28-627R	16N-28-627	N5-28-627	5-28-627	1480	4"	0.095"
5-28-627R	16N-28-627	N5-28-627	5-28-627	1610	3.5"	0.134"
5-28-327R	16N28-327	N5-28-327	5-28-327	1610	4"	0.134"
6-28-347R	17N-28-347	N6-28-347	6-28-347	1710	4"	0.134"
6.3-28-17R	176N-28-17	N6.3-28-17	6.3-28-17	1760	4.095"	0.18"

CONTINUED>



2-28-1707R



2-28-1697R



3-28-427R



4-28-307R



5-28-627R

TUBE YOKES

(CONTINUED)

Part#	Arvin Meritor® Part#	Neapco® Part#	Dana® Part#	Series	Tubing Size	Wall Thickness
6.5-28-117R	18N-28-117	N6.5-28-117	6.5-28-117	1810	4.5"	0.134"
6.5-28-127R	18N-28-127		6.5-28-127	1810	4.5"	0.259"
20RY60-6	20RY60-6			20RPL	4"	0.18"
25RY68-3	25RY68-3			25RPL	4.59"	0.18"
170-28-27R			170-28-27	SPL170X	4.724"	0.197"
170-28-17R			170-28-17	SPL170X	4.96"	0.118"
250-28-17			250-28-17	SPL250X	5.197"	0.236"



6.5-28-117R



6.5-28-127R



20RY60-6



170-28-27R



250-28-17

SPLINED STUB ENDS

Part#	Arvin Meritor® Part#	Neapco® Part#	DANA® Part#	Spline Dia.	Spline	Series	Tubing Size	Fits Tube Wall	End of Spline to Weld	Spline Length	Wall Thickness
2-28-2867XR			2-28-2867X			1310	2"				0.12"
2-28-2957XR	131N-28-1747X	N2-28-2957X	2-28-2957X			1310	2.5"				0.083"
170-82-21X			170-82-21X	3.858"	38"	SPL170					
170-82-71X			170-82-71X	3.425"	34"	SPL170					
2-40-1031R	131N-40-1031	N2-40-1031	2-40-1031	1.375"	16"	1310	2"	0.0083"	5.188"	2.25"	
2-40-1531R		N2-40-1531	2-40-1531	1.375"	16"	1310	3.5"	0.083"	6.625"	2.25"	
2-40-1701-1R	N131N-40-1701-1	N2-40-1701-1	2-40-1701-1	1.375"	16"	1310	2"	0.12"	6.688"	2.25"	
250-82-21X			250-82-21X	3.858"	38"	SPL90					

CENTER YOKES

Part#	Arvin Meritor® Part#	Neapco® Part#	Dana® Part#	Series	Center to Center	Swing Diameter
2-26-497R				1310	2.688"	3.875"



2-26-497R

SPLIT TUBE SHAFTS

Part#	Arvin Meritor® Part#	Neapco® Part#	Dana® Part#	Spline Dia.	Spline	Tube Size	Fits Tube Wall	End of Spline to Weld	Spline Length
2-40-1701-2R									
2-40-1701R	131N-40-1701	N2-40-1701	2-40-1701	1.375"	16"	2"	0.12"	6.188"	2.25"
2-40-1711R	131N-40-1711	N2-40-1711	2-40-1711	1.375"	16"	2.5"	0.083"	6.344"	2.25"
2-40-1851R	131N-40-1851	N2-40-1851	2-40-1851	1.375"	16"	2.5"	0.083"	7.531"	2.25"
2-40-1521R	131N-40-1521		2-40-1521	1.375"	16"	3"	0.083"	6.438"	2.25"
5-40-1011R	16N-40-1011	N5-40-1011	5-40-1011	2"	16"	3.5"	0.134"	9.844"	3.5"
5-40-1051R		N5-40-1051	5-40-1051	2"	16"	4"	0.134"	9.844"	3.5"
6-40-521R	17N-40-521	N6-40-521	6-40-521	2.5"	16"	4"	0.134"	10.562"	4"
6-40-541R	17N-40-541	N6-40-541	6-40-541	2.5"	16"	4"	0.134"	9.25"	4"
6-40-621R		N6-40-621	6-40-621	2.5"	16"	4.5"	0.134"	10.656"	4"
6.5-40-191R	18N-40-191	N6.5-40-191	6.5-40-191	3"	16"	4.5"	0.134"	11.25"	4.5"
6.5-40-201R	18N-40-201	N6.5-40-201	6.5-40-201	3"	16"	4.5"	0.134"	9.469"	4.5"



2-40-1701R



2-40-1701R



2-40-1851R



6.5-40-191R



6-40-541R



SPLINED MIDSHIP TUBE SHAFTS (END YOKE DESIGN)

Part#	Arvin Meritor® Part#	Neapco® Part#	Dana® Part#	Spline Dia.	Spline	Tube Size	Fits Tube Wall	End of Spline to Weld	Spline Length
3-53-1811R		N3-53-1811	3-53-1811	1.5"	10"	3"	0.083"	2.938"	4"
4-53-361R			4-53-361	1.5"	10"	3.5"	0.095"	2.969"	4.031"
3-53-1831R			3-53-1831	1.5"	10"	4"	0.083"	2.969"	4.031"
5-53-141R	16N53-141	N5-53-141	5-53-141	1.75"	10"	3.5"	0.134"	3.188"	4.281"
5-53-191R	16N53-191	N5-53-191	5-53-191	1.75"	10"	4"	0.134"	3.25"	4.344"
6-53-411R	17N53-411	N6-53-411	6-53-411	1.968"	38" INVOLUTE	4"	0.134"	4.06"	5.15"
6-53-201R	18N-40-201	N6-53-201	6.5-40-201	1.958"	10"	4"	0.134"	4.062"	5.156"
6-53-311R	17N-53-311	N6-53-311	6-53-311	2.35"	16"	4"	0.134"	4"	5.312"
6.5-53-91R	18N-53-91	N6.5-53-91	6.5-5391	2.35"	16"	4.5"	0.134"	4"	5.312"



3-53-1811R



6-53-411R



6-53-201R



6-53-311R



6.5-53-91R

UNWELDED SHAFT ASSEMBLIES


Part#	Arvin Meritor® Part#	Neapco® Part#	Dana® Part#	Series	Length	Spline O.D.	Center Line to Face of Plug	Spline
10-3-18KXR	10N-3-18KX	10-0318	10-3-18KX	1000	5.5"	1.25"	1.562"	16"
9553F	R9553SF	N9553-SF	9553SF	1310				
10270-5729	R10270SF	N10270-SF	10270-5729	1000				



10-3-18KXR



9553F



10270-5729

SPLINED MIDSHIP TUBE SHAFTS OUTBOARD SLIP YOKES

Part#	Arvin Meritor® Part#	Neapco® Part#	Dana® Part#	Spline Diameter	Spline	Tube Size	Fits Tube Wall	End of Spline to Bearing Shoulder	End of Spline to Weld
2-53-681R			2-53-681	1.375"	15" (BASED ON 16")	2.5"	0.083"	7.812"	8.875"
2-53-711R	131N-53-711	N2-53-711	2-53-711	1.375"	15" (BASED ON 16")	3"	0.083"	7.969"	9.031"
3-53-1361R		N2-53-1361	3-53-1361	1.375"	16"	3"	0.083"	6.75"	8.094"
2-53-501R		N2-53-501	2-53-501	1.375"	16"	3"	0.083"	6.938"	8"
3-53-1031R		N3-53-1031	3-53-1031	1.5"	16"	3"	0.083"	5.94"	7.062"
3-53-451R	148N-53-451	N3-53-451	3-53-451	1.562"	16"	3.5"	0.083"	7.47"	8.531"
3-53-1191R			3-53-1191	1.562"	16"	4"	0.083"	7.47"	8.531"
4-53-61R	115N-53-61	N3-53-61	4-53-61	1.75"	16"	3.5"	0.095"	7.469"	8.562"
4-53-101R			4-53-101	1.75"	16"	4"	0.095"	7.469"	8.562"
90-53-21R			90-53-21	1.937"	30" INVOLUTE	4"	0.095"	8.906"	10"



3-53-1361R



2-53-501R



3-53-1361R



3-53-1031R



4-53-61R

PTO SLIP YOKES: HEX

Part#	Arvin Meritor® Part#	Neapco® Part#	Dana® Part#	Series	Hex
10-3-162XR			10-3-162X	HEX	0.875"
10-3-32XR			10-3-32X	HEX	1.125"

PTO SLIP YOKES: SQUARE

Part#	Arvin Meritor® Part#	Neapco® Part#	Dana® Part#	Series	Square
10-3-22XR	10N-3-22X	10-0322	10-3-22X	SQUARE	0.875"
10-3-122XR	10N-3-122X	10-3122	10-3-122X	SQUARE	1"

PTO SLIP YOKES: KEYWAY

Part#	Arvin Meritor® Part#	Neapco® Part#	Dana® Part#	Series	Round	Keyway
10-3-33XR	10N-3-33X	10-0333	10-3-33X	ROUND	0.875"	0.25"
10-3-83XR	10N-3-83X	10-0383	10-3-83X	ROUND	1"	0.25"
10-3-163XR	10N3-163X	10-3163	10-3-163X	ROUND	1.25"	0.312"

PTO SLIP YOKES: SPLINED HOLES

Part#	Arvin Meritor® Part#	Neapco® Part#	Dana® Part#	Series	Length	Spline O.D.	Spline
10-4-481R	10N4-481	10-4481	10-4-481	1000	1.625"	0.875"	13"



10-3-162XR



10-3-32XR



10-3-122XR



10-3-163XR



10-4-481R

PTO END YOKES: STRAIGHT ROUND HOLES

Part#	Arvin Meritor® Part#	Neapco® Part#	Dana® Part#	Series	Round Hole Dia.	Keyway Width	Keyway Location	Set Screw
10-4-23R	10N-4-23	10-0423	45203	1000	0.75"	0.25"	3	9
10-4-63R	10N-4-63	10-0463	23288	1000	0.875"	0.25"	3	9
10-4-83R				1000	1"	0.188"	3	9
10-4-93R	10N-4-93	10-0493	34246	1000	1"	0.25"	3	9
10-4-103R	10N-4-103	804904	10-4-103	1000	1.125"	0.25"	3	6
10-4-113R	10N-3-113	808557	10-4-113	1000	1.125"	0.312"	3	9
10-4-183R	10N-4-183	834124	10-4-183	1000	1.25"	0.25"	9	12
10-4-123R	10N-4-123	812209	10-4-123	1000	1.25"	0.312"	3	9
10-4-193R	10N-4-193	837777	10-4-193	1000	1.25"	0.312"	9	12
2-4-583R	131N-4-583	N2-4-583	2-4-583	1310	0.875"	0.875"	12	6
2-4-503R	121N-4-503	N2-4-503	2-4-503	1310	1.125"	1.125"	12	6
2-4-533R	131N-4-533	N2-4-533	2-4-533	1310	1.25"	1.25"	12	6

PTO END YOKES: SQUARE HOLES

Part#	Arvin Meritor® Part#	Neapco® Part#	Dana® Part#	Series	Square Dimensions
10-4-22R				1000	0.75"
10-4-12R	10N-4-12	10-0412	10/4/2012	1000	0.875"
10-4-52R	10N-4-52	10-0452	10/4/1952	1000	1"



10-4-23R



10-4-103R



2-4-583R



2-4-533R



10-4-22R

SMALL PARTS & STRAP KITS

Part#	Dana® Part#	Series	Type
170-70-18X	SPL170		STRAP KIT
2-70-28X	1330		STRAP KIT
2-94-28X	121,013,101,330		U-BOLT KIT
250-70-18X	SPL250		CAP AND BOLT KIT
3-70-28X	1350 , 1410		STRAP KIT
3-94-18X	1350 ,1410		U-BOLT KIT
3-94-28X	1480, 1550		U-BOLT KIT
5-70-28X	1610		STRAP KIT
6.5-70-18X	1710 , 1760, 1810		STRAP KIT
90-70-28X	SPL90		STRAP KIT
170-70-18XR	170-70-18X	SPL170	STRAP KIT
2-70-28XR	2-70-28X	1330	SCRAP KIT
2-94-28XR	2-94-28X	1210-1330	U-BOLT KIT
250-70-18XR	250-70-18X	SPL250	STRAP KIT
3-70-28XR	3-70-28X	1350, 1410	STRAP KIT
3-94-18XR	3-94-18X	1350 ,1410	U-BOLT KIT
3-94-28XR	3-94-28X	1480, 1550	U-BOLT KIT
5-70-28XR	5-70-28X	1610	STRAP KIT


CONTINUED>



170-70-18X



2-70-28X



2-94-28X



250-70-18X



170-70-18XR

SMALL PARTS & STRAP KITS (CONTINUED)

Part#	Dana® Part#	Series	Type
6.5-70-18XR	6.5-70-18X	1710-1810	STRAP KIT
90-70-28XR	90-70-28X	SPL90	STRAP KIT
RPL2520		RPL20 ,25	BOLT KIT
3-70-38XR	3-70-28X	1480	STRAP KIT
211355XR	211355X	1310	KIT



6.5-70-18XR



XXXXXX



RPL2520



3-70-38XR



211355XR

CENTER BEARINGS

Part#	Arvin Meritor® Part#	Neapco® Part#	Dana® Part#	Series
HB88107A	CB2100881X	N2100881X	210088-1X	1280-1310
HB88508	CB210391-1X	N210391-1X	210391-1X	1410 ,1480
HB88508A	CB210873-1X	N210873-1X	210873-1X	1410, 1480
HB88509	CB210084-2X	N210084-2X	210084-2X	1510 , 1610
HB88510	CB210121-1X	N210121-1X	210121-1X	1710
HB88512A	CB210661-1X	N210661-1X	210661-1X	1760, 1810, SPL250



HB88107A



HB88508



HB88509



HB88510



HB88512A

U-JOINTS: BEARING PLATE (BP STYLE)

Part#	Arvin Meritor® Part#	Neapco® Part#	Dana® Part#	Type	Series	Between Cap
5-115XR	CP115X	4-1058	5-115X	BP	1500	4.562"
5-279XR	CP16N	4-0279	5-279X	BP	1610	5.312"
5-279XRM			5-279X	BP	1610	5.312"
5-280XR	CP17N	5-0280	5-280X	BP	1710	6.094"
5-280XRM			5-280X	BP	1710	6.094"
5-407XR	CP176N	6-0407	5-407X	BP	1760	7"
5-407XRM			5-407X	BP	1760	7"
5-281XR	CP18N	6-0281	5-281X	BP	1810	7.547"
5-281XRM			5-281X	BP	1810	7.547"

U-JOINTS: BEARING PLATE & WING BEARING CONVERSION

Part#	Arvin Meritor® Part#	Neapco® Part#	Dana® Part#	Type	Series	Between Cap
5-324XR	CP18N96	6-0324	5-324X	BP/WB	1810	7.547"
5-326XR			5-326XR	BP/WB	1880 TO 9C	8.094"

U-JOINTS: ROCKWELL

Part#	Arvin Meritor® Part#	Neapco® Part#	Dana® Part#	Type	Series	CENTER LINE
5-5800XR	CP58WB-DWT	4-5801	5-5800X	ROCKWELL®	58WB	5.531"

CONTINUED>



5-280XR



5-280XRM



5-407XR



5-407XRM



5-324XR

U-JOINTS: HALF ROUND STYLE


(CONTINUED)

Part#	Arvin Meritor® Part#	Neapco® Part#	Dana® Part#	Type	Series	Over Cap	Kit/Notes
5-438XRM			5-438X	HR	1610	5.312"	
5-469XRM			5-469X	HR	1760	7"	
5-438XR	CP161		5-438X	HR	1610	5.312"	
5-515XR	CP171		5-515X	HR	1710	6.094"	
5-675XR	R675X	6-0675	5-675X	HR	1710	6.094"	
5-515XRM	CP171		5-515X	HR	1710	6.094"	
5-677XR	R677X	6-0677	5-677X	HR	1760	7.001"	
5-469XR	CP1761		5-469X	HR	1760	7"	
5-510XR	CP181		5-510X	HR	1810	7.547"	
5-676XR	R676X	6-0676	5-676X	HR	1810	7.547"	
5-510XRM	CP52N1X		5-5031X	HR	5CBL	7.547"	
5-674XR	R674X	6-0674	5-674X	HALF ROUND	1610		U-JOINTS +STRAP KIT
5-675XR	R675X	6-0675	5-675X	HALF ROUND	1710		U-JOINTS +STRAP KIT
5-676XR	R676X	6-0676	5-676X	HALF ROUND	1810		U-JOINTS +STRAP KIT
5-677XR	R677X	6-0677	5-677X	HALF ROUND	1760		U-JOINTS +STRAP KIT
5-297-1XR			5-297-1X	HALF ROUND	1310		U-JOINTS
5-438XRM	CP161	4-2791	5-438X	HALF ROUND	1610		U-JOINTS W/METAL CAPS
5-469XBM	CP1761	6-4071	5-469X	HALF ROUND	1760		U-JOINTS W/METAL CAPS
5-510XRM	CP181	6-2811	5-510X	HALF ROUND	1810		U-JOINTS W/METAL CAPS
5-515XRM	CP171	5-2801	5-515X	HALF ROUND	1710		U-JOINTS W/METAL CAPS

CONTINUED>



5-438XRM



5-675XR



5-677XR



5-438XRM




5-515XRM

U-JOINTS: FULL ROUND STYLE & OTHERS

(CONTINUED)

Part#	Arvin Meritor® Part#	Neapco® Part#	Dana® Part#	Type	Series	Snap to Snap
5-170XR	CP170X	1-0170	5-170X	ISR	1000	1"
5-100XR			5-100X	ISR	1110	1"
5-297-1XR			5-297-1C	ISR	1310	2"
5-1300XR	CP41514-2	2-1400	5-1300X	ISR	5160	2"
5-1306XR	CP1306X	1-6301	5-1306X	ISR	7260	2.061"
5-297XR	CP297X	1-0297	5-297X	ISR	1310 HDWJ	2.777"
5-260XR	CP260X	1-0174	5-260X	ISR	1310 WJ	2"
5-3147XR	CP3147X	2-3011	5-3147X	ISR	3RL	2.547"
5-1501XR			5-1501X	ISR	DATSUN®	1.701"
5-92XR	CPL6R-30	1-1475	5-92X	ISR	L6N	1.4"
5-1205XR			5-1206X	ISR	O55	2.505"
5-1206XR	CP1206X	2-6600	5-1206X	ISR	R55	3.106"
5-1200XR			5-1200X	ISR	S55	2.3"
5-100XR			5-100X	FULL ROUND	1000	
5-170XR	CP170X	1-0170	5-170X	FULL ROUND	1000	
5-1300XR	CP1300X	2-1400	5-1300X	FULL ROUND	5160	
5-1306XR	CP1306X	1-6301	5-1306X	FULL ROUND	7260	
5-153XR	CP153X	1-0153	5-153X	FULL ROUND	1310	
5-1203XR	CP1203X	2-1203	5-1203X	FULL ROUND	1330	
5-178XR	CP178X	2-0053	5-178X	FULL ROUND	1350	

CONTINUED>



5-170XR




5-1300XR



5-1306XR



5-153XR



5-178XR

U-JOINTS: FULL ROUND STYLE & OTHERS


(CONTINUED)

Part#	Arvin Meritor® Part#	Neapco® Part#	Dana® Part#	Type	Series	Snap to Snap
5-160XR	CP160X	2-0054	5-160X	FULL ROUND	1410	
5-155XR	CP155X	3-0155	5-155X	FULL ROUND	1550	
5-178XR	CP178X	2-0053	5-178X	FULL ROUND	1350	
5-188XR	CP188X	3-0188	5-188X	FULL ROUND	1480	
5-200XR	CP200X		5-200X	FULL ROUND	1280	
5-134XR	CP134X	1-0134	5-134X	FULL ROUND	1310-1330	
5-213XR	CP213X	1-1555	5-213X	FULL ROUND	1330	
5-92XR	CPL6R-30	1-475	5-92X	FULL ROUND	L6N	
5-1200XR	CP1200X	1-5900	5-1200X	FULL ROUND	S55	
5-1205XR	CP1205X	2-6200	5-1205X	FULL ROUND	55	
5-1206XR	CP1206X	2-6600	5-1206X	FULL ROUND	R55	
5-260XR	CP260X	1-0174	5-260X	FULL ROUND	1310WJ	
5-297XR	CP297X	1-0297	5-297X	FULL ROUND	1310HDWJ	
5-1300XR	CP1300X	CP516252	5-1300X	FULL ROUND	5160	
5-1306XR	CP1306X	1-6301	5-1306X	FULL ROUND	7260	
5-1501XR	CP1501X	1-0027	5-1501X	FULL ROUND	DATSUN®	
5-3147XR	CP3147X	2-3011	5-3147X	FULL ROUND	3RL	
5-115XR	CP115X	4-1058	5-115X	FULL ROUND	1500	
5-279XRM	CP16N	4-0279	5-279X	FULL ROUND	1610	
5-280XRM	CP17N	5-0280	5-280X	FULL ROUND	1710	

CONTINUED>



5-160XR



5-178XR



5-260XR



5-3147XR



5-280XRM

U-JOINTS: FULL ROUND STYLE & OTHERS

(CONTINUED)

Part#	Arvin Meritor® Part#	Neapco® Part#	Dana® Part#	Type	Series	Snap to Snap
5-281XAM	CP18N	6-0281	5-281X	FULL ROUND	1810	
5-407XRM	CP176N	6-0407	5-407X	FULL ROUND	1760	
5-324XR	CP18N96	6-0324	5-324X	FULL ROUND	1810 MACK®	
5-326XR	CP326X	6-0326	5-326X	FULL ROUND	1880 TO 9C MACK®	
5-5800XR	CP58WB-HWD	4-5800	5-5800X		58WB	
5-243XR	CP35N3	2-2275	5-243X		35N	
5-1204XR	CP1204X	2-4000	5-1204X		R55	
5-1503XR	CP1503X	1-1557	5-1203X		DODGE®	
5-3147XR	CP3147X	2-3011	5-3147X		3RL	
5-3022XR	CP3022X	1-050	5-3022X	FULL ROUND	1310	
5-5801XR	CP58WB-DWT	4-5801	5-5801X		58WB	
5-5802XR	CP58WB-HB	4-5802	5-5802X		58WB	
5-6000XR	CP62N-DWT	4-6143	5-6000X		6GL	
5-6102XR	CP62N-HB	4-6114	5-6102X		6GBL	
5-6106XR	CP62N-HWD	4-6128	5-6106X		6BL	
5-7105XR	CP72N-HWD	5-7126	5-7105X		7LN	
5-7000XR	CP72N-DWT	5-7205	5-7000X		7LN	
5-7202XR	CP72N-HB	5-7207	5-7202X		7CBL	
5-8105XR	CP82N-HWD	6-8113	5-8105X		8BL	
5-9001XR	CP92N-HWD	6-9016	5-9001X		9C	


CONTINUED>



5-407XRM



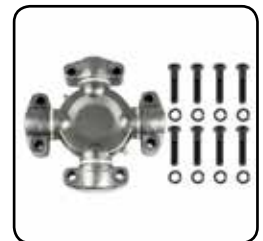
5-324XR



5-7105XR



5-7202XR



5-9001XR


U-JOINTS: FULL ROUND STYLE & OTHERS

(CONTINUED)

Part#	Arvin Meritor® Part#	Neapco® Part#	Dana® Part#	Type	Series	Snap to Snap
WA140XR			SPL140X		SPL140X	
WA90XR			SPL90X		SPL90X	
WA170XR			SPL170X		SPL170X	
WA250XR			SPL250X		SPL250X	
CP20RPLS	CP20-RPLS				20RPLS	
CP25RPLS	CP25-RPLS				25RPLS	



WA140XR



WA90XR



WA170XR



CP20RPLS



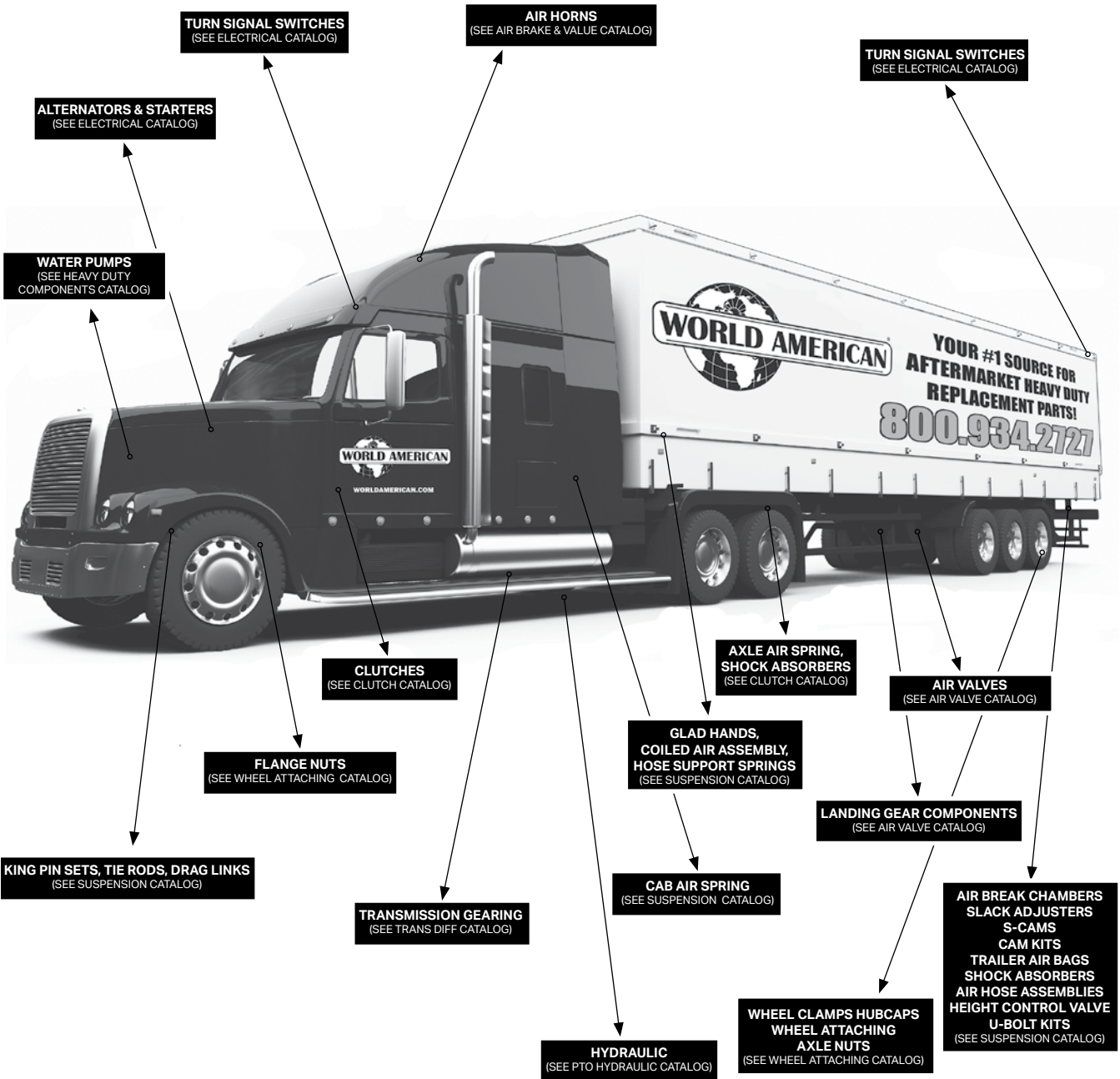
CP25RPLS



WHERE QUALITY MEETS VALUE

www.WorldAmerican.com

WORLD AMERICAN, WHERE QUALITY MEETS VALUE



**CONTACT YOUR SALES REPRESENTATIVE FOR MORE INFORMATION
1.800.934.2727 OR EMAIL INFO@WORLDAMERICAN.COM**

WWW.WORLDAMERICAN.COM

WORLD AMERICAN, WHERE QUALITY MEETS VALUE

Gleason® Sigma Gear Measurement Machine



Surface Roughness Tester



Alternator Tester w/Test Report



Quality Assurance

QUALITY OF PRODUCT is the most important ingredient in sustaining a successful business, At Midwest Truck & Auto Parts, Inc.® we take quality control very seriously. Our QC lab is staffed with dedicated engineers and quality control specialists.

We take your business seriously and stand behind all of our products.

Seven state-of-the-art testing machines insure that the quality of our products is unsurpassed.

- * Gleason® Sigma Gear Measurement Machine
- * Surface Roughness Tester
- * Mitutoyo USA® Hardness Tester
- * Mitutoyo USA® Horizontal Optical Comparator
- * Brake Valve and Chamber Tester
- * Starter Tester (w/ Load Test & Test Report)
- * Alternator Tester (w/ Test Report)

THE HIGHEST STANDARDS are applied when engineering and manufacturing our products. From machining and finishing to heat treatment, we demand the best.

- * Outside independent audit from a major OEM
- * OE approved and quality certified factories
- * Differential components are thoroughly examined for acceptable tolerances, fitment & strength
- * Thorough tolerance and accuracy inspection of transmission and transfer case components, rebuild kits and bearing kits.

Mitutoyo USA® Hardness Tester



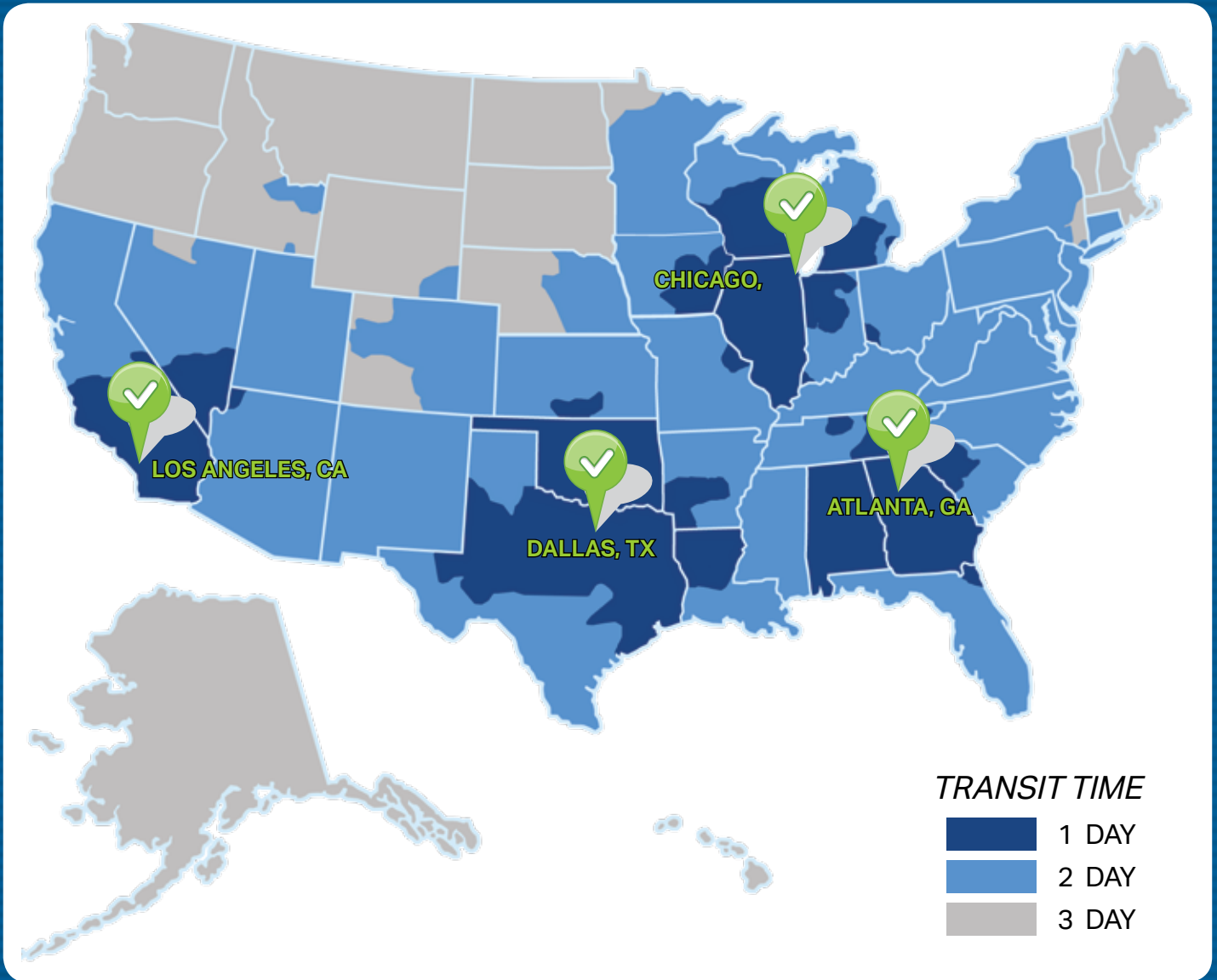
Mitutoyo USA® Horizontal Optical Comparator



WHERE QUALITY MEETS VAL-

4 locations to serve you better!

Los Angeles, CA · Dallas, TX · Chicago, IL · Atlanta, GA



Speed: All UPS orders ship the same day. Standard delivery from any one of our 4 shipping centers arrives in 3 days or less to most locations within the continental U.S.A.

Global Reach: 2-3 day turnaround on all larger international and domestic stocking order LTL shipments.



WHERE QUALITY MEETS VAL-