



POWERTRAX[®]
Extreme Traction Systems

POWERTRAX.COM

**EXTREME
TRACTION
SYSTEMS!**



TABLE OF CONTENTS

Warranty - - - - - **3**

PowerTrax Product Line - - - - - **4-5**

Application Guide - - - - - **6-11**

The importance of Traction - - - - - **12-13**

Application Guide (continued)- - - - - **14-20**

Heavy Duty Truck Applications - - - - - **20-21**

WARRANTY

POWERTRAX® warrants that all new POWERTRAX® products, will be free from defects in material and workmanship for the first 24 Months (2 YEARS) or 100,000 miles, whichever comes first.

THIS WARRANTY WILL NOT APPLY IF ANY PART HAS BEEN MODIFIED, DAMAGED OR IS DEFECTIVE AS A RESULT OF ANY ACCIDENT, MISUSE, USE IN COMPETITIVE APPLICATIONS, IMPROPER INSTALLATION, NEGLIGENCE, REPAIR OR ALTERATION. COMPETITION PARTS ARE SOLD "AS IS", WITHOUT ANY WARRANTY WHATSOEVER. IMPLIED WARRANTIES, INCLUDING WARRANTIES OF MERCHANTABILITY OR FITNESS FOR A PARTICULAR PURPOSE, ARE EXCLUDED; THE ENTIRE RISK AS TO THE QUALITY AND PERFORMANCE OF SUCH PARTS IS WITH THE BUYER. SHOULD SUCH PARTS PROVE DEFECTIVE FOLLOWING THEIR PURCHASE, THE BUYER AND NOT THE MANUFACTURER, DISTRIBUTOR OR RETAILER, ASSUMES THE ENTIRE COST OF ALL NECESSARY SERVICING OR REPAIR.

The POWERTRAX® parts warranty is voided if the part is used for competition or if it has been modified. To make a warranty claim on parts used in non-competitive applications, distributors should contact POWERTRAX®, and individuals should contact their POWERTRAX® distributor for a Return Goods Authorization (RGA) Number. No returns will be accepted without an RGA Number. All parts should be returned to POWERTRAX® freight prepaid. POWERTRAX® will issue a credit equal to the original purchase price for all defective parts covered by this warranty. In the event that a warranty claim cannot be substantiated by POWERTRAX®, the parts will be returned to the customer freight collect.








THIS WARRANTY IS IN LIEU OF ALL OTHER WARRANTIES, EXPRESSED OR IMPLIED, INCLUDING, BUT NOT LIMITED TO, ANY IMPLIED WARRANTY OF MERCHANTABILITY OR FITNESS FOR A PARTICULAR PURPOSE, AND IN NO EVENT WILL MIDWEST BE LIABLE FOR INCIDENTAL, SPECIAL OR CONSEQUENTIAL DAMAGES INCLUDING, BUT NOT LIMITED TO, ANY LABOR COSTS.

Parts listed in this catalog are not necessarily manufactured by the original equipment manufacturer and any reference to the trademarks or part numbers of others are for cross reference informational purposes only. The photos provided herein are provided only for illustrative purposes. The actual products supplied may differ. The trademarks of others referred to herein are owned by their respective companies and are not affiliated in any way with Midwest Truck & Auto Parts, Inc.® or Powertrax®. This division is the registered or pending trademark of Midwest Truck & Auto Parts, Inc.®. Use of the '®' in connection with a mark of Midwest Truck & Auto Parts, Inc.® Indicates that the mark is registered in at least the United States. No representation is made with respect to the source of manufacture of any particular part. While every effort is made to provide accurate information, no guarantee is provided as to the accuracy of the information contained herein. We are not responsible for typographical errors. 4-02-2019



POWERTRAX.COM

POWERTRAX APPLICATION GUIDE

PRODUCT	MATERIAL	APPLICATIONS	FUNCTION	BENEFITS	EASE OF INSTALLATION	VALUE	GEAR OIL
GRIP LOK 	Fully Machined, Forged Steel	Off-Road Rock Crawling Street/Strip Dedicated Racing	100% Automatic locking differential that provides ultimate traction.	The GRIP LOK is the ultimate traction solution! Mechanically actuated traction control gives you the strength of a spool when you need it, while opening around turns.	3-4 Hours	Performance Level	Petroleum Base
GRIP PRO 	Fully Machined, Forged Steel	Mild Off-Road Street/Strip Auto-cross Daily Driver Towing	It combines the smooth operation of a limited-slip differential, with the strength of a fully machined, forged steel case.	Using 3x2 spiral gear technology, the GRIP PRO delivers progressive and variable traction. Your throttle input puts you in control of how much traction is applied. Great for use where finesse is as important as brutal traction.	3-4 Hours	Performance Level	Petroleum Base
GRIP LS 	Fully Machined, Forged Steel	Mild Off-Road Street/Strip Daily Driver Towing	Using carbon-fiber and steel friction plate technology, this limited slip differential delivers street-able and consistent traction.	The Powertrax GRIP LS, is a clutch-type differential in a forged steel case. Using carbon-fiber and steel friction plate technology, this limited slip is easy to service and rebuild.	3-4 Hours	Mid -Range Level	Petroleum Base with Friction Modifier Required
NO-SLIP 	9310 Steel	Off-Road Street/Strip/ Daily Driver Towing	100% Automatic locking differential that provides ultimate traction	A precise synchronization mechanism eliminates the ratcheting sounds typical of other locking differentials. Replaces the spider gears in your differential carrier without affecting your ring and pinion settings.	2-3 Hours	Entry Level	Petroleum Base
LOCK-RIGHT 	9310 Steel	Off-Road Street/Strip	100% Automatic locking differential that provides ultimate traction.	The original lunchbox locker! You can depend on Lock-Right for straightline performance and heavy off-road use. Replaces the spider gears in your differential carrier without affecting your ring and pinion settings.	2-3 Hours	Budget Level	Petroleum Base
FULL SPOOL 	4140 Chromoly	Off-Road Drag Strip Dedicated Racing	Spools permanently lock both axle shafts together so both rear tires will always turn at the same speed	Spools are forged from premium steel. The forgings are machined on all critical surfaces by computer controlled machining centers and are fully heat-treated.	3-4 Hours	Performance Level	Petroleum Base
MINI SPOOL 	4140 Chromoly	Off-Road Drag Strip Dedicated Racing	Mini Spools permanently lock both axle shafts together so both rear tires will always turn at the same speed	Mini Spools are designed to replace the spider gears inside the stock, open differential carrier.	2-3 Hours	Budget Level	Petroleum Base

All units come with 2-year/100,000 mile warranty from date of purchase.

See page 2 for complete warranty information.

POWERTRAX APPLICATION GUIDE

AMC® 20 (8.875", 12 BOLT COVER)

MODEL YEARS	POSITION	SPLINE COUNT	SPLINE DIAMETER	LOCK RIGHT OPEN CASE	NO-SLIP OPEN CASE	NO-SLIP LIMITED SLIP CASE	GRIP CASE BREAKS	GRIP LS	GRIP PRO	GRIP LOK
1992-2006	FRONT	29	1.27"	1710-LR	9201202900					
1967-2006	REAR	29	1.27"	1710-LR	9201202900					

CHRYSLER® 8.25"/C213 (10 BOLT COVER)

MODEL YEARS	POSITION	SPLINE COUNT	SPLINE DIAMETER	LOCK RIGHT OPEN CASE	NO-SLIP OPEN CASE	NO-SLIP LIMITED SLIP CASE	GRIP CASE BREAKS	GRIP LS	GRIP PRO	GRIP LOK
1960-1996	REAR	27	1.17"	1230-LR	9203822705		2.71 & UP	LS308227	GT308227	
1997-2013	REAR	29	1.21"	1250-LR	9203822905		2.71 & UP	LS308229	GT308229	

CHRYSLER® 8.75" (3RD MEMBER)

MODEL YEARS	POSITION	SPLINE COUNT	SPLINE DIAMETER	LOCK RIGHT OPEN CASE	NO-SLIP OPEN CASE	NO-SLIP LIMITED SLIP CASE	GRIP CASE BREAKS	GRIP LS	GRIP PRO	GRIP LOK
1957-1974	REAR	30	1.28"	1240-LR			ALL RATIOS		GT308730	

CHRYSLER® 9.25"/C235 (12 BOLT COVER)

MODEL YEARS	POSITION	SPLINE COUNT	SPLINE DIAMETER	LOCK RIGHT OPEN CASE	NO-SLIP OPEN CASE	NO-SLIP LIMITED SLIP CASE	GRIP CASE BREAKS	GRIP LS	GRIP PRO	GRIP LOK
1974-2010	REAR	31	1.32"	1220-LR	9203923105	9203923125	2.71 & UP	LS309231	GT309231	
2011-ON	REAR	31	1.32"				2.71 & UP		GT309231-ZF	

DANA® 25 (7.75", 10 BOLT COVER)


MODEL YEARS	POSITION	SPLINE COUNT	SPLINE DIAMETER	LOCK RIGHT OPEN CASE	NO-SLIP OPEN CASE	NO-SLIP LIMITED SLIP CASE	GRIP CASE BREAKS	GRIP LS	GRIP PRO	GRIP LOK
1941-1971	FRONT	10	1.125"	2110-LR						

DANA® 27 (7.12", 10 BOLT COVER)

MODEL YEARS	POSITION	SPLINE COUNT	SPLINE DIAMETER	LOCK RIGHT OPEN CASE	NO-SLIP OPEN CASE	NO-SLIP LIMITED SLIP CASE	GRIP CASE BREAKS	GRIP LS	GRIP PRO	GRIP LOK
1961-1973	FRONT	10	1.125"	2115-LR						

DANA® 30 (7.20", 10 BOLT COVER)

MODEL YEARS	POSITION	SPLINE COUNT	SPLINE DIAMETER	LOCK RIGHT OPEN CASE	NO-SLIP OPEN CASE	NO-SLIP LIMITED SLIP CASE	GRIP CASE BREAKS	GRIP LS	GRIP PRO	GRIP LOK
1966-2006	FRONT	27	1.16"	2210-LR	9204302700		3.73 & UP		GT443027	
2007-2017	FRONT	27	1.16"				3.73 & UP		GT443027	
1966-2017	FRONT	30	1.31"						GT443030	
1970-1993	REAR	27	1.16"	2210-LR	9204302700					



POWERTRAX APPLICATION GUIDE

DANA® 35 (7.56", 10 BOLT COVER)

MODEL YEARS	POSITION	SPLINE COUNT	SPLINE DIAMETER	LOCK RIGHT OPEN CASE	NO-SLIP OPEN CASE	NO-SLIP LIMITED SLIP CASE	GRIP CASE BREAKS	GRIP LS	GRIP PRO	GRIP LOK
1987-1993	FRONT	27	1.18"	2310-LR*						LK443527
1990-1999	FRONT	27	1.18"	2311-LR**	9204352706**					LK443527
1980-1993	REAR	27	1.18"	2310-LR*		9204352725	3.54 & UP		GT443527	LK443527
1993-2006	REAR	27	1.18"	2311-LR**	9204352706**	9204352725	3.54 & UP		GT443527	LK443527
1980-2006	REAR	30	1.31"				3.54 & UP		GT443530	LK443530

*SIDE GEAR HUB DIAMETER 1.626"

**SIDE GEAR HUB DIAMETER 1.558"

DANA® 44 (8.5"/8.89", 10 BOLT COVER)

MODEL YEARS	POSITION	SPLINE COUNT	SPLINE DIAMETER	LOCK RIGHT OPEN CASE	NO-SLIP OPEN CASE	NO-SLIP LIMITED SLIP CASE	GRIP CASE BREAKS	GRIP LS	GRIP PRO	GRIP LOK
1957-1966	FRONT	19	1.25"	2413-LR						
1980-1996	FRONT	30	1.31"	2410-LR	9204443001*					
1969-2006	FRONT	30	1.31"	2410-LR	9204443000	9204443020	3.73 & DOWN		GT434430F	LK434430
1969-2006	FRONT	30	1.31"	2410-LR	9204443000	9204443020	3.92 & UP		GT444430F	LK444430
1968-2006	FRONT	35	1.50"				3.92 & UP			LK444435
1949-1965	REAR	10	1.125"	2415-LR						
1966-1970	REAR	19	1.25"	2413-LR						
1968-2006	REAR	30	1.31"	2410-LR	9204443000	9204443020	3.73 & DOWN		GT434430	LK434430
1968-2006	REAR	30	1.31"	2410-LR	9204443000	9204443020	3.92 & UP		GT444430	LK444430
2007-2017	REAR	30	1.31"				3.73 & DOWN		GT434430JK**	
1968-2006	REAR	35	1.50"				3.92 & UP			LK444435

*1980-1996 FORD® IFS

**DRILLED FOR 7/16 & 1/2" RING GEAR BOLTS

DANA® 50 (9.0", 10 BOLT COVER)

MODEL YEARS	POSITION	SPLINE COUNT	SPLINE DIAMETER	LOCK RIGHT OPEN CASE	NO-SLIP OPEN CASE	NO-SLIP LIMITED SLIP CASE	GRIP CASE BREAKS	GRIP LS	GRIP PRO	GRIP LOK
1980-2005	FRONT	30	1.31"	2510-LR						

DANA® 60 (9.75"/10.08", 10 BOLT COVER)

MODEL YEARS	POSITION	SPLINE COUNT	SPLINE DIAMETER	LOCK RIGHT OPEN CASE	NO-SLIP OPEN CASE	NO-SLIP LIMITED SLIP CASE	GRIP CASE BREAKS	GRIP LS	GRIP PRO	GRIP LOK
1994-2002	FRONT	30	1.31"	2610-LR						
1979-ON	FRONT	35	1.50"	2620-LR	9204603500		4.10 & DOWN		GT436035F	LK436035
1979-ON	FRONT	35	1.50"	2620-LR	9204603500		4.56 & UP		GT446035F	LK446035
1966-2002	REAR	30	1.31"	2610-LR			4.10 & DOWN		GT436030	
1979-ON	REAR	35	1.50"	2620-LR	9204603500	9204603520	4.10 & DOWN		GT436035	LK436035
1979-ON	REAR	35	1.50"	2620-LR	9204603500	9204603520	4.56 & UP		GT446035	LK446035

DANA® 70 (10.25", 10 BOLT COVER)

MODEL YEARS	POSITION	SPLINE COUNT	SPLINE DIAMETER	LOCK RIGHT OPEN CASE	NO-SLIP OPEN CASE	NO-SLIP LIMITED SLIP CASE	GRIP CASE BREAKS	GRIP LS	GRIP PRO	GRIP LOK
1991-2017	REAR	32	1.41"	2711-LR						
1972-2017	REAR	35	1.50"	2710-LR						

POWERTRAX APPLICATION GUIDE

DANA® 80 (11.25", 10 BOLT COVER)

MODEL YEARS	POSITION	SPLINE COUNT	SPLINE DIAMETER	LOCK RIGHT OPEN CASE	NO-SLIP OPEN CASE	NO-SLIP LIMITED SLIP CASE	GRIP CASE BREAKS	GRIP LS	GRIP PRO	GRIP LOK
1988-2016	REAR	35	1.50"	2810-LR						

FORD® 7.5" (10 BOLT COVER)

MODEL YEARS	POSITION	SPLINE COUNT	SPLINE DIAMETER	LOCK RIGHT OPEN CASE	NO-SLIP OPEN CASE	NO-SLIP LIMITED SLIP CASE	GRIP CASE BREAKS	GRIP LS	GRIP PRO	GRIP LOK
1978-2013	REAR	28	1.20"	1830-LR			ALL RATIOS	LS107528		

FORD® 8.0" (3RD MEMBER)

MODEL YEARS	POSITION	SPLINE COUNT	SPLINE DIAMETER	LOCK RIGHT OPEN CASE	NO-SLIP OPEN CASE	NO-SLIP LIMITED SLIP CASE	GRIP CASE BREAKS	GRIP LS	GRIP PRO	GRIP LOK
1963-1980	REAR	28	1.20"	1810-LR*	9206802800		ALL RATIOS	LS108028	GT108028	

*USE WITH FACTORY SIDE GEARS

FORD® 8.8" (10 BOLT COVER: 1982-14, 12 BOLT COVER: 2015-ON)

MODEL YEARS	POSITION	SPLINE COUNT	SPLINE DIAMETER	LOCK RIGHT OPEN CASE	NO-SLIP OPEN CASE	NO-SLIP LIMITED SLIP CASE	GRIP CASE BREAKS	GRIP LS	GRIP PRO	GRIP LOK
1982-2013	REAR	28	1.20"	1820-LR	9206882807					
1983-1986	REAR	31	1.32"	1821-LR*			ALL RATIOS	LS108831	GT108831	
1987-2014	REAR	31	1.32"	1822-LR**	9206883108**	9206883128**	ALL RATIOS	LS108831	GT108831	
2015-ON	REAR	34	1.37"				3.31 & UP		GT108834	

*3/4" CROSS SHAFT DIAMETER

**7/8" CROSS SHAFT DIAMETER

FORD® 9.0" (3RD MEMBER)

MODEL YEARS	POSITION	SPLINE COUNT	SPLINE DIAMETER	LOCK RIGHT OPEN CASE	NO-SLIP OPEN CASE	NO-SLIP LIMITED SLIP CASE	GRIP CASE BREAKS	GRIP LS	GRIP PRO	GRIP LOK
1957-1986	REAR	28	1.20"	1810-LR*	9206902800		ALL RATIOS		GT108028	LK109028
1957-1986	REAR	31	1.32"	1810-LR*	9206903100		ALL RATIOS	LS109031	GT109031	LK109031
1957-1986	REAR	35	1.50"				ALL RATIOS		GT109035-45**	LK1090035**
1957-1986	REAR	35	1.50"				ALL RATIOS		GT109035***	

*USE WITH FACTORY SIDE GEARS

**45 DEGREE PRESSURE ANGLE

***30 DEGREE PRESSURE ANGLE

FORD® 9.75" (12 BOLT COVER)

MODEL YEARS	POSITION	SPLINE COUNT	SPLINE DIAMETER	LOCK RIGHT OPEN CASE	NO-SLIP OPEN CASE	NO-SLIP LIMITED SLIP CASE	GRIP CASE BREAKS	GRIP LS	GRIP PRO	GRIP LOK
1997-ON	REAR	34	1.37"				ALL RATIOS		GT109734	

FORD® 10.25"/10.5" (12 BOLT COVER)

MODEL YEARS	POSITION	SPLINE COUNT	SPLINE DIAMETER	LOCK RIGHT OPEN CASE	NO-SLIP OPEN CASE	NO-SLIP LIMITED SLIP CASE	GRIP CASE BREAKS	GRIP LS	GRIP PRO	GRIP LOK
1985-1998	REAR	35	1.50"	1840-LR			ALL RATIOS		GT101035*	
1999-ON	REAR	35	1.50"				ALL RATIOS		GT101035*	

*FULL FLOAT ONLY



THE IMPORTANCE OF TRACTION

Anyone who has driven their car, SUV or light truck up a slippery slope may have noticed that one wheel will begin to slip before the other. Once this happens, the vehicle struggles to continue up the slope, usually with one wheel spinning. The slipping wheel will spin-up and take power away from the other wheel in the axle. Even on a level area that is slippery, the one drive wheel will break traction and spin-up. In addition, on a soft surface such as snow, mud or sand will cause the spinning wheel to sink itself in deeper and deeper causing the vehicle to get stuck. Aside from the inconvenience and annoyance of getting stuck, there are safety issues to consider like risking injury while trying to free the vehicle, and increasing the chance of having an accident.

OPEN DIFFERENTIALS

Very poor traction on low-friction surfaces is a characteristic of conventional "open" differentials that are common today as standard equipment on most rear wheel drive vehicles. This century-old technology delivers virtually all the engine power to the wheel that begins to slip first. Because the wheel that begins to slip has the lowest amount of traction and because all the power is delivered to that slipping wheel, there is insufficient power applied to the non-slipping wheel to adequately propel the vehicle. Although open differentials work adequately on ideal driving surfaces, they perform poorly under adverse traction conditions.

ELECTRONIC TRACTION CONTROL

Electronic stability or traction control detects wheel spin and activates when one wheel loses traction. It applies braking action to a spinning wheel and holds back the throttle, all in an attempt to propel the vehicle forward using the traction remaining in the other wheel. Electronic stability or traction control is usually designed to work in conjunction with the vehicle's anti-lock braking system (ABS), and is adapted primarily to passenger cars rather than heavier duty vehicles. Even with light duty applications, performance results are inconsistent. Car owners with electronic traction control often learn that their traction improvement is so limited they can't even climb their driveways after a light snowfall. Therefore, on/off switches are used with almost all electronic traction control systems. Because of their idiosyncrasies, some drivers opt to leave them turned off, providing no traction benefit whatsoever.

4 WHEEL DRIVE

The increasing demand for more traction has made 4x4's so popular that they continue to be produced in record numbers year after year. But four-wheel drive is a misnomer that misleads consumers into believing that they have the ultimate traction vehicle. Many four-wheel drive vehicle owners get stuck in situations they believed their vehicles could easily handle. As surprising as it seems, most 4x4's are equipped with the same open differentials with the same shortcomings as are found in two-wheel drive vehicles.

A small percentage of 4x4 owners understand all of the ramifications of 4-wheel drive operation and how to fully utilize the potential of their vehicle.

It's an unfortunate reality that vehicle performance sometimes is poor even in brand new 4-wheel drive vehicles. Thankfully 4x4's can be upgraded with the Powertrax line of EXTREME TRACTION SYSTEMS to achieve the extreme traction performance that experienced drivers' demand of their 4-wheel drive vehicles.

LIMITED SLIP/POSI DIFFERENTIALS

Limited-slips are an ideal solution for increased traction and performance. Upgrading to a posi-traction differential when purchasing a vehicle, or adding an aftermarket limited slip differential will immediately provide demanding drivers with a vehicle that transfers more engine power to the wheels that matter.

Limited-slip differentials behave similarly to open differentials when all wheels have equal traction. Limited-slips and posi units utilize a variety of friction mechanisms to smoothly and quietly transfer power to the non-slipping wheel as needed. Some limited slip/posi units utilize friction plates to achieve this while other types feature spiral gearing to achieve similar results. The best limited-slip differentials are able to vary the amount of torque sent to each wheel, based on engine RPMs and wheel slip. Overall, limited slip/posi units are a quiet, affordable and durable option in lieu of the traction limitations imposed by conventional open differentials.

For more information on the Powertrax line of limited slip/posi units see: **GRIP LS** and **GRIP PRO**.

LOCKING DIFFERENTIALS aka. LOCKERS

Another example of Powertrax EXTREME TRACTION SYSTEM'S traction enhancing technology, locking differentials, will lock the two drive wheels together when the vehicle is driving in a straight line. They deliver straight line driving performance similar to racing "spools" that solidly connect the axles together. When powering straight ahead, engine power is equally delivered to both drive wheels. However spools, when turning, will not allow both wheels to differentiate - resulting in a dangerous condition called "wheel hop" which can result in loss of control of the vehicle. Spools should only be used in dedicated use performance vehicles that are trailered to events. Locking differentials actively and automatically work to prevent wheel hop, allowing full wheel differentiation when cornering and returning to a locked state when the vehicle is going straight again.

Designed for maximum traction and performance that is easy to install - without requiring differential gearing to be reset, "drop in" locking differentials are popular with home mechanics. While most drop in lockers are nearly as strong as a solid racing spool, some models produce a ratcheting noise while cornering. Some performance oriented drivers are reassured by the sound, knowing that their wheels are now "locked". Drivers who prefer more quiet performance should spend a little more to purchase lockers that will lock their axles together using a quieter synchronized mechanism.

For more information on the Powertrax line of lockers see: **GRIP LOK**, **Lock-Right**, and **No-Slip**

POWERTRAX APPLICATION GUIDE

GM® 7.5"/7.6" (10 BOLT COVER)

MODEL YEARS	POSITION	SPLINE COUNT	SPLINE DIAMETER	LOCK RIGHT OPEN CASE	NO-SLIP OPEN CASE	NO-SLIP LIMITED SLIP CASE	GRIP CASE BREAKS	GRIP LS	GRIP PRO	GRIP LOK
1978-1987	REAR	26	1.16"	1930-LR*	9207752605				GT247526	
1978-1987	REAR	26	1.16"	1932-LR**					GT247526	
1988-2005	REAR	28	1.20"	1931-LR***	9207762805		3.23 & UP	LS247528	GT247528	

*EQUAL SIZE WINDOWS ON CASE

**UNEQUAL SIZE WINDOWS ON CASE

***TEARDROP SHAPE WINDOW ON CASE

GM® 7.75" (IRS)

MODEL YEARS	POSITION	SPLINE COUNT	SPLINE DIAMETER	LOCK RIGHT OPEN CASE	NO-SLIP OPEN CASE	NO-SLIP LIMITED SLIP CASE	GRIP CASE BREAKS	GRIP LS	GRIP PRO	GRIP LOK
2004-2006	REAR	28					ALL RATIOS		GT204628*	

*GTO

BOP® 8.2" (10 BOLT COVER)

MODEL YEARS	POSITION	SPLINE COUNT	SPLINE DIAMETER	LOCK RIGHT OPEN CASE	NO-SLIP OPEN CASE	NO-SLIP LIMITED SLIP CASE	GRIP CASE BREAKS	GRIP LS	GRIP PRO	GRIP LOK
1964-1972	REAR	28	1.25"		9207822801					

GM® 8.2" (10 BOLT COVER)

MODEL YEARS	POSITION	SPLINE COUNT	SPLINE DIAMETER	LOCK RIGHT OPEN CASE	NO-SLIP OPEN CASE	NO-SLIP LIMITED SLIP CASE	GRIP CASE BREAKS	GRIP LS	GRIP PRO	GRIP LOK
1964-1972	REAR	28	1.23"	1940-LR	9207822805					

GM® 8.3" (IRS)

MODEL YEARS	POSITION	SPLINE COUNT	SPLINE DIAMETER	LOCK RIGHT OPEN CASE	NO-SLIP OPEN CASE	NO-SLIP LIMITED SLIP CASE	GRIP CASE BREAKS	GRIP LS	GRIP PRO	GRIP LOK
2008-2017	REAR	32					ALL RATIOS		GT230432*	


*G8-CAPRICE-SS

GM® 8.5"/8.6" (10 BOLT COVER)

MODEL YEARS	POSITION	SPLINE COUNT	SPLINE DIAMETER	LOCK RIGHT OPEN CASE	NO-SLIP OPEN CASE	NO-SLIP LIMITED SLIP CASE	GRIP CASE BREAKS	GRIP LS	GRIP PRO	GRIP LOK
1977-1987	FRONT	28	1.20"	1920-LR	9207852805		2.73 & UP	LS201028*		
1988-1991	FRONT	30	1.31"	1921-LR	9207853005		2.73 & UP	LS201030*		
1970-1987	REAR	28	1.20"	1920-LR	9207852805		2.73 & UP	LS201028*		
1988-1998	REAR	30	1.31"	1921-LR	9207853005		2.73 & UP	LS201030*	GT201030*	
1999-2000	REAR	30	1.31"		9207863005		2.73 & UP	LS201030	GT201030	
2001-0N	REAR	30	1.31"				2.73 & UP	LS201030	GT201030	

*REQUIRES USE OF LM102949 CONE & LM102911 CUP

POWERTRAX[®]
EXTREME TRACTION SYSTEMS
POWERTRAX.COM



POWERTRAX APPLICATION GUIDE

GM® 8.875" CAR (12 BOLT COVER)

MODEL YEARS	POSITION	SPLINE COUNT	SPLINE DIAMETER	LOCK RIGHT OPEN CASE	NO-SLIP OPEN CASE	NO-SLIP LIMITED SLIP CASE	GRIP CASE BREAKS	GRIP LS	GRIP PRO	GRIP LOK
1964-1972	REAR	30	1.29"	1910-LR	9207883005		3.07-3.73	LS231230		
1964-1972	REAR	30	1.29"	1910-LR	9207883005		4.10 & UP	LS241230		

GM® 8.875" TRUCK (12 BOLT COVER)

MODEL YEARS	POSITION	SPLINE COUNT	SPLINE DIAMETER	LOCK RIGHT OPEN CASE	NO-SLIP OPEN CASE	NO-SLIP LIMITED SLIP CASE	GRIP CASE BREAKS	GRIP LS	GRIP PRO	GRIP LOK
1964-1982	REAR	30	1.29"	1910-LR	9207883005		3.73 & UP		GT248730	

GM® 9.25" (CLAMSHELL)

MODEL YEARS	POSITION	SPLINE COUNT	SPLINE DIAMETER	LOCK RIGHT OPEN CASE	NO-SLIP OPEN CASE	NO-SLIP LIMITED SLIP CASE	GRIP CASE BREAKS	GRIP LS	GRIP PRO	GRIP LOK
1988-2010	FRONT	33	1.41"	1950-LR	9207953305					

GM® 9.5" (14 BOLT COVER)

MODEL YEARS	POSITION	SPLINE COUNT	SPLINE DIAMETER	LOCK RIGHT OPEN CASE	NO-SLIP OPEN CASE	NO-SLIP LIMITED SLIP CASE	GRIP CASE BREAKS	GRIP LS	GRIP PRO	GRIP LOK
1981-2013	REAR	33	1.41"	1950-LR	9207953305		3.42 & UP		GT209533	

GM® 10.5" (14 BOLT COVER)

MODEL YEARS	POSITION	SPLINE COUNT	SPLINE DIAMETER	LOCK RIGHT OPEN CASE	NO-SLIP OPEN CASE	NO-SLIP LIMITED SLIP CASE	GRIP CASE BREAKS	GRIP LS	GRIP PRO	GRIP LOK
1972-0N	REAR	30	1.50"	1955-LR	9207053000		4.10 & DOWN		GT231430	LK2A1430*

*REQUIRES OPEN CASE

AAM® 11.5" DODGE®/GENERAL MOTORS® (14 BOLT COVER)

MODEL YEARS	POSITION	SPLINE COUNT	SPLINE DIAMETER	LOCK RIGHT OPEN CASE	NO-SLIP OPEN CASE	NO-SLIP LIMITED SLIP CASE	GRIP CASE BREAKS	GRIP LS	GRIP PRO	GRIP LOK
2001-0N	REAR	30	1.55"				ALL RATIOS		GT201130	

NISSAN® H233 8.25" (10 BOLT COVER)

MODEL YEARS	POSITION	SPLINE COUNT	SPLINE DIAMETER	LOCK RIGHT OPEN CASE	NO-SLIP OPEN CASE	NO-SLIP LIMITED SLIP CASE	GRIP CASE BREAKS	GRIP LS	GRIP PRO	GRIP LOK
1986-1996	REAR	31	1.25"	3220-LR						

*REQUIRES FACTORY SIDE GEARS

SUZUKI® SAMURAI® 6.9" (3RD MEMBER)

MODEL YEARS	POSITION	SPLINE COUNT	SPLINE DIAMETER	LOCK RIGHT OPEN CASE	NO-SLIP OPEN CASE	NO-SLIP LIMITED SLIP CASE	GRIP CASE BREAKS	GRIP LS	GRIP PRO	GRIP LOK
1985-1995	FRONT	22	.94"	1510-LR*						
1985-1995	REAR	26	1.08"	1510-LR*						
1985-1995	REAR	26	1.08"	1530-LR						

*REQUIRES FACTORY SIDE GEARS

SUZUKI® SIDEKICK® 6.7" (3RD MEMBER)

MODEL YEARS	POSITION	SPLINE COUNT	SPLINE DIAMETER	LOCK RIGHT OPEN CASE	NO-SLIP OPEN CASE	NO-SLIP LIMITED SLIP CASE	GRIP CASE BREAKS	GRIP LS	GRIP PRO	GRIP LOK
1988-2000	REAR	26	1.08"	1512-LR*						
1988-2000	REAR	26	1.08"	1532-LR						

*REQUIRES FACTORY SIDE GEARS

SUZUKI® SJ410 6.9" (3RD MEMBER)

MODEL YEARS	POSITION	SPLINE COUNT	SPLINE DIAMETER	LOCK RIGHT OPEN CASE	NO-SLIP OPEN CASE	NO-SLIP LIMITED SLIP CASE	GRIP CASE BREAKS	GRIP LS	GRIP PRO	GRIP LOK
1981-1985	REAR	26	1.08"	1520-LR*						

*REQUIRES FACTORY SIDE GEARS

TOYOTA® 7.5" (IFS: CLAMSHELL, 3RD MEMBER: 2WD)

MODEL YEARS	POSITION	SPLINE COUNT	SPLINE DIAMETER	LOCK RIGHT OPEN CASE	NO-SLIP OPEN CASE	NO-SLIP LIMITED SLIP CASE	GRIP CASE BREAKS	GRIP LS	GRIP PRO	GRIP LOK
1986-2004	FRONT	27	1.10"	1611-LR						
1979-2004	REAR	27	1.10"	1611-LR						

TOYOTA® 8.0" (3RD MEMBER)

MODEL YEARS	POSITION	SPLINE COUNT	SPLINE DIAMETER	LOCK RIGHT OPEN CASE	NO-SLIP OPEN CASE	NO-SLIP LIMITED SLIP CASE	GRIP CASE BREAKS	GRIP LS	GRIP PRO	GRIP LOK
1979-1985	FRONT	1.31"	30	1610-LR						
1979-1995	REAR	1.31"	30	1610-LR*	9220803001					
1986-2009	REAR	1.31"	30	1620-LR**						

*2 PINION CASE-4 CYLINDER

**4 PINION CASE-V6-REQUIRES FACTORY SIDE GEARS

TOYOTA® 8.4" (3RD MEMBER-TACOMA)

MODEL YEARS	POSITION	SPLINE COUNT	SPLINE DIAMETER	LOCK RIGHT OPEN CASE	NO-SLIP OPEN CASE	NO-SLIP LIMITED SLIP CASE	GRIP CASE BREAKS	GRIP LS	GRIP PRO	GRIP LOK
1995-2009	REAR	30	1.31"	1615-LR					GT548430	

TOYOTA® 9.5" (3RD MEMBER-LAND CRUISER)

MODEL YEARS	POSITION	SPLINE COUNT	SPLINE DIAMETER	LOCK RIGHT OPEN CASE	NO-SLIP OPEN CASE	NO-SLIP LIMITED SLIP CASE	GRIP CASE BREAKS	GRIP LS	GRIP PRO	GRIP LOK
1968-1990	FRONT	30	1.31"		9220883001					
1968-1997	REAR	30	1.31"		9220883001					

TOYOTA® 10.5" (3RD MEMBER)

MODEL YEARS	POSITION	SPLINE COUNT	SPLINE DIAMETER	LOCK RIGHT OPEN CASE	NO-SLIP OPEN CASE	NO-SLIP LIMITED SLIP CASE	GRIP CASE BREAKS	GRIP LS	GRIP PRO	GRIP LOK
2007-2018	REAR	36							GT501536*	

*TUNDRA W/ 5.7L

HEAVY DUTY TRUCK APPLICATIONS

**EATON® 38DP/S/T, DP/DS/C/T/P 402, 380,
381, 451, 18101, 18121, 18201, 18221,
21065S/D/T/P, 21121, 21221, 21321,
21131, 21431, 22065S/D/T/P, 22131,
22431, 23080, 26080/P, 4026, 4026**

MODEL YEARS	POSITION	SPLINE COUNT	SPLINE DIAMETER	LOCK RIGHT OPEN CASE	NO-SLIP OPEN CASE	NO-SLIP LIMITED SLIP CASE	GRIP CASE BREAKS	GRIP LS	GRIP PRO	GRIP LOK
	FRONT	41	2.10"							LK803041
	REAR	41	2.10"							LK803041

EATON® 17060S/A-19060S/A/T-DS/A 344

MODEL YEARS	POSITION	SPLINE COUNT	SPLINE DIAMETER	LOCK RIGHT OPEN CASE	NO-SLIP OPEN CASE	NO-SLIP LIMITED SLIP CASE	GRIP CASE BREAKS	GRIP LS	GRIP PRO	GRIP LOK
	REAR	39	2.00"							LK801939

**EATON® D/T 403, DS/A 404, DS/A 405,
DS/A 454, 21060S/D/A, 22060S/A**

MODEL YEARS	POSITION	SPLINE COUNT	SPLINE DIAMETER	LOCK RIGHT OPEN CASE	NO-SLIP OPEN CASE	NO-SLIP LIMITED SLIP CASE	GRIP CASE BREAKS	GRIP LS	GRIP PRO	GRIP LOK
	FRONT	41	2.10"							LK804041
	REAR	41	2.10"							LK804041

**MERITOR® S21-145, R/RT 40-140,
R/RT 40-145, RT-34-144/145/149,
RT40-144/145/149 RS-17/19-144,
RS21-145, RS20-145**

MODEL YEARS	POSITION	SPLINE COUNT	SPLINE DIAMETER	LOCK RIGHT OPEN CASE	NO-SLIP OPEN CASE	NO-SLIP LIMITED SLIP CASE	GRIP CASE BREAKS	GRIP LS	GRIP PRO	GRIP LOK
	REAR	41	2.10"							LK902141

POWERTRAX[®]
Extreme Traction Systems

WWW.POWERTRAX.COM



**EXTREME
TRACTION
SYSTEMS!**

FLYRPXAPP01