



## QUICK REFERENCE CATALOG






### TABLE OF CONTENTS

AIR DRYERS	2
AIR SPRINGS	2
AIR VALVES	3
BRAKE HARDWARE KITS	4
CAMSHAFTS	5
CAMSHAFT KITS	6
CLEVIS	6
CLUTCHES	7
CLUTCH ASSOCIATED PARTS	7
CONTROL TOWER	8
DISPLAYS	9
DUMP PUMPS	10
ELECTRICAL	10
GEAR PUMPS	11
GLAD HANDS	11
HUB CAPS	13
KING PIN KITS	13
PTOS	14
PTO ACCESSORIES	14
SAFETY PRODUCTS	15
SHOCK ABSORBERS	16
SLACK ADJUSTERS	17
SPRING BRAKES	18
SUSPENSION	18
TIE ROD ENDS	22
TRAILER RELATED COMPONENTS	22
U-JOINTS	23
WATER PUMPS	23
WHEEL ATTACHING COMPONENTS	24
LIGHT DUTY	26

## NO RE-MANUFACTURED PARTS ALL PRODUCTS ARE NEW - NO CORE CHARGES

PARTS LISTED IN THIS CATALOG ARE NOT NECESSARILY MANUFACTURED BY THE ORIGINAL EQUIPMENT MANUFACTURER AND ANY REFERENCE TO THE TRADEMARKS OR PART NUMBERS OF OTHERS ARE FOR CROSS REFERENCE INFORMATIONAL PURPOSES ONLY. THE PHOTOS PROVIDED HEREIN ARE PROVIDED ONLY FOR ILLUSTRATIVE PURPOSES. THE ACTUAL PRODUCTS SUPPLIED MAY DIFFER. THE TRADEMARKS OF OTHERS REFERRED TO HEREIN ARE OWNED BY THEIR RESPECTIVE COMPANIES AND ARE NOT AFFILIATED IN ANY WAY WITH MIDWEST TRUCK & AUTO PARTS, INC.®. WORLD AMERICAN®, MOTIVE GEAR®, MOTIVE GEAR PERFORMANCE®, RICHMOND GEAR™ and EXCel™ ARE REGISTERED TRADEMARKS OF MIDWEST TRUCK & AUTO PARTS, INC.® USE OF THE ® IN CONNECTION WITH A MARK OF MIDWEST TRUCK & AUTO PARTS, INC.® INDICATES THAT THE MARK IS REGISTERED IN AT LEAST THE UNITED STATES. NO REPRESENTATION IS MADE WITH RESPECT TO THE SOURCE OF MANUFACTURE OF ANY PARTICULAR PART. WHILE EVERY EFFORT IS MADE TO PROVIDE ACCURATE INFORMATION, NO GUARANTEE IS PROVIDED AS TO THE ACCURACY OF THE INFORMATION CONTAINED HEREIN. WE ARE NOT RESPONSIBLE FOR TYPOGRAPHICAL ERRORS. ©MIDWEST TRUCK & AUTO PARTS, INC.® ALL RIGHTS RESERVED.

## AIR DRYERS

	WORLD AMERICAN® PART #	DESCRIPTION	REPLACES
	<b>WA107794</b>	AD9 STYLE CARTRIDGE	107794
	<b>WA109994</b>	WABCO® STYLE CARTRIDGE	R109994 S11611
	<b>WA65612</b>	AIR DRYER, 12V, INTEGRAL PURGE	65612 109477X 802744
	<b>WAP22-007</b>	COMPLETE AIR DRYER - NEW - NO CORE	65225 109685
	<b>WAR955205</b>	WABCO® STYLE AIR DRYER	432413 800887 R955205

## AIR SPRINGS

	WORLD AMERICAN® PART #	DESCRIPTION	REPLACES
	<b>WA01-8050C</b>	HENRICKSON TRAILER AIR SPRING	B4771 1R14-039 S4771
	<b>WA01-8091C</b>	HENRICKSON TRAILER AIR SPRING	S-20901 S-21784 1R14-171
	<b>WA01-8709C</b>	HENRICKSON TRAILER AIR SPRING	S-21800 1R13-124 1R13-159
	<b>WA01-8713C</b>	HENRICKSON TRAILER AIR SPRING	S-22984 1R13-176
	<b>WA01-9069C</b>	PETERBILT AIR SPRING	03-02456 03-04759 03-01649 03-06746 03-07112 03-02038 1R12-069

CONTINUED>

# AIR SPRINGS

(CONTINUED)



WORLD AMERICAN® PART #	DESCRIPTION	REPLACES
<b>WA01-9270C</b>	HENDRICKSON AIR SPRING	S20010 1R13-119
<b>WA01-9422C</b>	KENWORTH AIR SPRING	K303-6 K303-14 K303-15 1R11-028
<b>WA01-9622C</b>	KENWORTH AIR SPRING	K303-22 1R11-221
<b>WA01-9780C</b>	FREIGHTLINER AIR SPRING	16-13810-000
<b>WA01-9781C</b>	FREIGHTLINER AIR SPRING	681-320-0017

# AIR VALVES



WORLD AMERICAN® PART #	DESCRIPTION	REPLACES
<b>WA102626</b>	R12 RELAY VALVE	102626 12345
<b>WA229813</b>	QR1 TYPE VALVE	102044 229813 KN32005
<b>WA281865</b>	RE6 RELAY VALVE	2811865 KN30300
<b>WA289714</b>	QR-1C VALVE	104576 289714
<b>WA65157</b>	MV3 DASH CONTROL	65157 800516

CONTINUED>

# AIR VALVES

(CONTINUED)

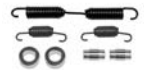
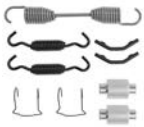
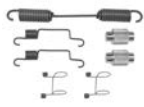


WORLD AMERICAN® PART #	DESCRIPTION	REPLACES
<b>WA800405</b>	PURGE VALVE	800405 109569 107896
<b>WAKN27000</b>	LEVELING VALVE	KN27000 E-4350
<b>WAKN28500</b>	RG2 RELAY VALVE	KN28500 30067
<b>WA275491</b>	D2 VALVE	275491 908160
<b>WA229859</b>	QR-1 QUICK RELEASE VALVE	229859 101968 745X229859
<b>WA103010</b>	R14 RELAY VALVE	103010 20QE460



# BRAKE HARDWARE KITS


WORLD AMERICAN® PART #	DESCRIPTION	REPLACES
<b>WA2769SHD</b>	MERITOR® 16 1/2" Q	M-K72 08-1088 QK-1HD R508001 KIT8000
<b>WAE10244</b>	EATON® 16 1/2" ESII	M-K105 08-1149 ES-2 314147
<b>WAE3895</b>	MERITOR® 16 1/2"	M-K39A 08-108842 KIT8029
<b>WA1887ASHD</b>	EATON® 16 1/2"	M-K10 08-1042 1887ASHD



CONTINUED>

# BRAKE HARDWARE KITS

(CONTINUED)



WORLD AMERICAN® PART #	DESCRIPTION	REPLACES
<b>WAKIT4HD</b>	MERITOR® 16 1/2"	M-K42 08-100160 KIT4S R507008
<b>WAE5139</b>	EATON® 15" X 4"	M-K77 08-1113 EF-1 1008306
<b>WAE5481A</b>	EATON® 16 1/2" ES	M-K84 08-1148 ES-2 808330

# CAMSHAFTS



WORLD AMERICAN® PART #	NOTES	REPLACES
<b>WA05-5006</b>	LENGTH: 23 7/16" HEAD: 1 3/8" RH/LH: RH USE WA CAM KIT: WA08-5009	2210-W-3117 E-1094
<b>WA05-5007</b>	LENGTH: 23 7/16" HEAD: 1 3/8" RH/LH: LH USE WA CAM KIT: WA08-5009	2210-X-3118 E-1095
<b>WA05-5008</b>	LENGTH: 17 1/4" HEAD: 1 3/8" RH/LH: RH USE WA CAM KIT: WA08-5007	2210-L-4328 E-2442A
<b>WA05-5009</b>	LENGTH: 17 1/4" HEAD: 1 3/8" RH/LH: LH USE WA CAM KIT: WA08-5007	2210-M-4329 E-2441A
<b>WA05-5012</b>	LENGTH: 24 1/16" HEAD: 1 3/8" RH/LH: RH USE WA CAM KIT: WA08-5007	2210-N-4330 E-2446A
<b>WA05-5013</b>	LENGTH: 24 1/16" HEAD: 1 3/8" RH/LH: LH USE WA CAM KIT: WA08-5007	2210-P-4332 E-2445A

# CAMSHAFT KITS



WORLD AMERICAN®  
PART #

DESCRIPTION

REPLACES

**WA08-5001**

LATE TRAILER AXLES, AXLES WITH FABRICATED SPIDERS  
16 1/2" DIAMETER

M-K88  
08-130611  
B8773M



**WA08-5002**

BEARING CAM KIT FOR FABRICATED SPIDERS KIT 8289

M-K90  
E-5515  
B8788



**WA08-5003**

16 1/2" TRAILER BRAKE

M-K101  
08-132110  
B8787  
K348



**WA08-5005**

12 1/4" - 16 1/2" PRO PAR® AXLES

M-K20  
08-1331  
B8649  
AXA0420-900



**WA08-5006**

12 1/4" - 16 1/2" LATE 4000-6000 TRAILER AXLES

M-K61  
08-130601  
B8683  
KIT8084



**WA08-5008**

16 1/2" "Q" BRAKE

M-K81  
08-1318  
B8707  
KIT8042



**WA08-5010**

16 1/2" INTRAAX® HXS

S-23974  
R615024  
E-11450



**WA08-5011**

16 1/2" BRAKE INTRAAX®

S-28890  
R615025  
E-11897

# CLEVIS

WORLD AMERICAN®  
PART #

DESCRIPTION

REPLACES



**WAAS3000**

THD DIA 5/8"-18, CLEVIS PIN DIA 1/2", PIN DIA 1/4", STRAIGHT ARM

HCA-30



**WA07-6000**

THD DIA 5/8"-18, CLEVIS PIN DIA 1/2", PIN DIA 1/4", OFFSET ARM

MACK CQ36572  
E-9134



**WA07-7052**

THD DIA 5/8"-18, CLEVIS PIN DIA 1/2", PIN DIA 1/4", STRAIGHT ARM

MACK CQ36543  
E-9133

# CLUTCHES



WORLD AMERICAN® PART #	DESCRIPTION	REPLACES
<b>WAS108925-82B</b>	EZ TOUCH 15.5" X 2" CERAMIC 7 SPRING	108925-82
<b>WAS108391-74W</b>	EZ TOUCH 15.5" X 2" CERAMIC 10 SPRING	108391-74
<b>WAS108935-15</b>	EZ TOUCH 15.5" X 2" CERAMIC 7 SPRING	108935-15 108935-25
<b>WA108050-59BW</b>	EZ TOUCH 14" X 2" CERAMIC 8 SPRING	108050-59
<b>WA108391-81BW</b>	EZ TOUCH 15.5" X 2" CERAMIC 8 SPRING	108391-81
<b>WA108935-61W</b>	EZ TOUCH 15.5" X 2" CERAMIC 9 SPRING	108935-61 108935-51

# CLUTCH ASSOCIATED PARTS



WORLD AMERICAN® PART #	DESCRIPTION	REPLACES
<b>127740X</b>	CLUTCH BRAKE 1 3/4" SINGLE	127740
<b>127175</b>	CLUTCH BRAKE 1 3/4" HINGED	127175
<b>127760X</b>	CLUTCH BRAKE 2" SINGLE	127760
<b>127200</b>	CLUTCH BRAKE 2", 2 PIECE	127200

CONTINUED>


# CLUTCH ASSOCIATED PARTS

(CONTINUED)

CLUTCH ASSOCIATED PARTS • CONTROL TOWER





	WORLD AMERICAN® PART #	DESCRIPTION	REPLACES
	<b>SCB200</b>	CLUTCH BRAKE 2", 2 PIECE HINGED	SCB200
	<b>106C1498R</b>	CLUTCH RELEASE SHAFT LENGTH: 6"	106C1498R
	<b>106C1047R</b>	CLUTCH RELEASE SHAFT LENGTH: 9 1/2"	106C1047R
	<b>274C6</b>	DRIVE PIN 14" & 15 1/2"	274C6
	<b>128C20</b>	BUSHING FOR CLUTCH RELEASE SHAFT	128C20
	<b>105C137</b>	YOKE CLUTCH RELEASE	105C137
	<b>K2468</b>	CLUTCH INSTALL KIT	K2468
	<b>K3600</b>	CLUTCH INSTALL KIT FRO-10 SPEED SERIES	K3600
	<b>12815</b>	BUSHING FOR CLUTCH RELEASE SHAFT	12815

# CONTROL TOWER

	WORLD AMERICAN® PART #	DESCRIPTION	REPLACES
	<b>WA600221</b>	8" CONTROL TOWER	600221



# DISPLAYS

WORLD AMERICAN® PART #	DESCRIPTION
	<p><b>WA07-RACK</b></p> <p>SMALL PARTS DISPLAY RACK            DURABLE ALL METAL CONSTRUCTION            SILK SCREENED MIDWEST TRUCK LOGO            8 TRAYS, 48 ADJUSTABLE COMPARTMENTS            HEIGHT: 54"            WIDTH: 26"            SHIPPING WEIGHT: 52 LBS</p>
	<p><b>WA09-POSTER</b></p> <p>HEAVY DUTY GASKET POSTER</p>
	<p><b>WA07-0000</b></p> <p>HEAVY DUTY AXLE NUT &amp; WASHER DISPLAY BOARD</p>
	<p><b>WA13-0000</b></p> <p>HEAVY DUTY SOCKET DISPLAY (BOARD AND HOOKS ONLY)</p>
	<p><b>WA13-0001</b></p> <p>BOARD, HOOKS &amp; COMPLETE SET OF SOCKETS:            1 - WA13-1901, 1 - WA13-1902, 1 - WA13-1903            1 - WA13-1904, 1 - WA13-1905, 1 - WA13-1906            1 - WA13-1907, 1 - WA13-1908, 1 - WA13-1909            1 - WA13-1910, 1 - WA13-1912, 1 - WA13-1913            1 - WA13-1914, 1 - WA13-1915, 1 - WA13-1916            1 - WA13-1917, 1 - WA13-1918, 1 - WA13-1919</p>
	<p><b>WA13-0002</b></p> <p>BOARD, HOOKS AND INCLUDES THE 10 MOST POPULAR SOCKETS:            1 - WA13-1902, 1 - WA13-1904, 1 - WA13-1906            1 - WA13-1909, 1 - WA13-1910, 1 - WA13-1913            1 - WA13-1914, 1 - WA13-1915, 1 - WA13-1917            1 - WA13-1919</p>

## DUMP PUMPS



WORLD AMERICAN® PART #	DESCRIPTION	REPLACES	
<b>WAP102-25LAS</b>	C SERIES DUMP PUMP LEFT HAND AIR SHIFT	C102D-25-1ASK 314-9325-227 E2XA1-27-01-BPRL	EH2XA1-27-01-BPRL C102D-2.5-1AS DMD-25-X-L-AS-25-EB
<b>WAP102-25L</b>	C SERIES DUMP PUMP LEFT HAND MANUAL SHIFT	C102D-25- 1 314-9325-234 E2XL1-27-01-BPRL	EH2XL1-27-01-BPRL C102D-2.5-1AS DMD-25-X-L-MS-25-EB

## ELECTRICAL



WORLD AMERICAN® PART #	DESCRIPTION	REPLACES
<b>WA22-4621</b>	HD CORD 3/12 GA, 1/10 GA	22-4621 45015
<b>WA24-4621</b>	LD CORD 6/14 GA, 1/12 GA	24-4621 47A15
<b>WA30-4621</b>	GREEN ABS 4/12GA, 2/10 GA 1/8 GA 4 DELTA 015	30-4621 4D015
<b>WA15-600</b>	6 WAY ELECTRICAL SOCKET	15-600 BE23602
<b>WA15-630</b>	6 WAY ELECTRICAL PLUG W/SPRING	15-630 BE23604
<b>WA15-720</b>	7 WAY ELECTRICAL SOCKET	15-720 38497
<b>WA15-730</b>	7 WAY ELECTRICAL PLUG W/SPRING	15-7630 12092
<b>WA15-740</b>	7 WAY WEATHER GUARD COVER	15-740 11178

# GEAR PUMPS



WORLD AMERICAN® PART #	DESCRIPTION	REPLACES
<b>WAK20B17ANX</b>	20 SERIES PUMP, 17GPM, DIRECT MOUNT	308-9110-266 PK1-17-02-BPBB M2100A89MDXK20-14
<b>WAL51B-19ANX</b>	51 SERIES PUMP, 19GPM, DIRECT MOUNT	313-9610-665 PL1-19-02-BPBB M5151A824AAXK-17-54
<b>WAL51B-23ANX</b>	51 SERIES PUMP, 23GPM, DIRECT MOUNT	313-9610-663 PL1-23-02-BPBB M5151A824AAXK20-54
<b>WAL51B-25ANX</b>	51 SERIES PUMP, 25GPM, DIRECT MOUNT	313-9610-659 PL1-25-02-BPBB M5151A824AAXQ22-54
<b>WAL51B-27ANX</b>	51 SERIES PUMP, 27GPM, DIRECT MOUNT	313-9610-658 PL1-27-02-BPBB M5151A824NMZQ25-54

# GLAD HANDS



WORLD AMERICAN® PART #	DESCRIPTION	REPLACES
<b>WA11450</b>	UNIVERSAL - SILVER	12-010 441017
<b>WA11451</b>	EMERGENCY - RED	12-008 441016
<b>WA11452</b>	SERVICE - BLUE	12-006 441015
<b>WA12-136</b>	TRAILER MOUNT (BLUE) 3/8" PIPE PORT	9217
<b>WA12-138</b>	TRAILER MOUNT (RED) 3/8" PIPE PORT	9216

CONTINUED>

# GLAD HANDS

(CONTINUED)



**WORLD AMERICAN®  
PART #**

**DESCRIPTION**

**REPLACES**

**WA14-5047**

GLAD HAND LOCK

44752  
59001  
035150  
703



**WA10024**

PROTECT O-LIP STYLE  
STANDARD PACK: 25

441736



**WA10028**

DOUBLE LIP SEAL STYLE  
STANDARD PACK: 25

441714



**WA01-5046**

GLADHAND HANDLES

44751  
10116



**WA451036N**

RED/BLEU COILED AIR HOSE ASSEMBLY  
15' LENGTH - 12" LEAD

11-315



**WA451039N**

RED/BLEU COILED AIR HOSE ASSEMBLY  
15' LENGTH - 40" LEAD

11-340



**WA12-5146**

POGO STICK - GOLD

451059  
9400E2



**WA12-5147**

POGO STICK - CHROME

451057  
9400G-2



**WA12-5148**

POGO STICK - BLACK




IMXG5372

**WORLD AMERICAN**





**WHERE QUALITY MEETS VALUE**  
[www.WorldAmerican.com](http://www.WorldAmerican.com)

GLAD HANDS

# HUB CAPS

	WORLD AMERICAN® PART #	DESCRIPTION	REPLACES
	<b>WA14-5050</b>	FRUEHAUF® LEXAN CENTER FILL TYPE THREAD: 6 1/4" - 8	ACC-7538-900 E-04075
	<b>WA14-5051</b>	ALUMINUM WITH GASKET BOLT CIRCLE: 5 1/2" BOLT SIZE: 5/16" INSIDE DEPTH: 1 15/16" O.D.: 6 1/4" I.D.: 4 3/8"	3434009
	<b>WA14-5024</b>	METAL GASKET BOLT CIRCLE: 5 1/2" BOLT HOLES: 6 HOLE SIZE: 5/16" O.D.: 6 1/8" I.D.: 4 1/2" HEIGHT: 2 1/8"	M-767 11-0660 M10HK129 A-170074

# KING PIN KITS

	WORLD AMERICAN® PART #	DESCRIPTION	REPLACES
 TYPE 1 KINGPIN 1 KEYWAY	<b>WAK472A</b>	TYPE: 1 KEYWAY LENGTH: 6.438" DIAMETER: .936"	KB472A E-4437B 300-136 FAK4457
 TYPE 2 KINGPIN 2 KEYWAYS	<b>WAK602</b>	TYPE: 2 KEYWAYS LENGTH: 9.870" DIAMETER: 1.921"	KB849 E-9941B 300-276 FAK4601
 TYPE 3 KINGPIN 1 KEYWAY 2 OIL GROOVES	<b>WAK470</b>	TYPE: 3 KEYWAYS LENGTH: 7.672" DIAMETER: 1.128"	KB470 300-134 B7T3111A
 TYPE 4 "TAPERED" KINGPIN TAPER	<b>WAK463</b>	TYPE: TAPERED LENGTH: 8.750" DIAMETER: 1.434"-1.186"	KB463 E-4435B 300-128 2321013

# PTOs



WORLD AMERICAN® PART #	DESCRIPTION	REPLACES
<b>WA20-08-7000</b>	AIR SHIFT, 8 BOLT PTO, 3 RATIO DIRECT MOUNT WITHOUT CONTROL	489XFAHX-V3XK TG8SU6806P1KX 2000XBN011RA
<b>WA20-08-7001</b>	AIR SHIFT, 8 BOLT PTO, 4 RATIO DIRECT MOUNT WITHOUT CONTROL	489XLAHX-V3XK TG8SU6807P1KX 2000XCN011RA
<b>WA20-08-7005</b>	AIR SHIFT, 8 BOLT PTO, 5 RATIO DIRECT MOUNT WITHOUT CONTROL	489XQAHX-V3XK TG8SU6809P1KX 2000XEN011RA
<b>WA20-08-7008</b>	AIR SHIFT, 8 BOLT PTO, 3 RATIO DIRECT MOUNT WITH CONTROL	489XFAHX-A3XK TG8SU6806A1KX 2000XBA011RA
<b>WA20-08-7015</b>	AIR SHIFT, 8 BOLT PTO, 4 RATIO DIRECT MOUNT WITH CONTROL	489XLAHX-A3XK TG8SU6807A1KX 2000XCA011RA
<b>WA20-08-7017</b>	AIR SHIFT, 8 BOLT PTO, 5 RATIO DIRECT MOUNT WITH CONTROL	489XQAHX-A3XK TG8SU6809A1KX 2000XEA011RA

# PTO ACCESSORIES





WORLD AMERICAN® PART #	DESCRIPTION	REPLACES
<b>WA101X</b>	AIR CONTROL VALVE	1450-32838865X
<b>WA201X</b>	AIR CONTROL VALVE	1450-32838879X
<b>WAA4000</b>	TANK, 50 GALLON UPRIGHT	A4000
<b>WAA4500</b>	TANK, 50 GALLON SADDLE	A4500









CONTINUED>

# PTO ACCESSORIES

(CONTINUED)

	WORLD AMERICAN® PART #	DESCRIPTION	REPLACES
	<b>WAK12-12-2L</b>	WET LINE KIT 2 LINE HYDRAULIC HOSE KIT	K12-12-2L
	<b>WAK20-24-3L</b>	WET LINE KIT 3 LINE HYDRAULIC HOSE KIT	K20-24-3L

# SAFETY PRODUCTS

	WORLD AMERICAN® PART #	DESCRIPTION	REPLACES
	<b>WA-REFLECTOR</b>	3 PIECE TRIANGLE REFLECTOR KIT W/CASE	IMX1005 1005
	<b>WA14-5020</b>	DOCUMENT HOLDER	158
	<b>WA14-5019</b>	ALUMINUM MANIFEST BOX 13" X 8" 1 1/2"	M-1496 11-095 44609
	<b>WA14-0009</b>	RUBBER TARP STRAP STRAP LENGTH: 9" OVERALL LENGTH: 14"	M-3066 11-0185 30111
	<b>WA14-0015</b>	RUBBER TARP STRAP STRAP LENGTH: 15" OVERALL LENGTH: 20"	M-3067 11-0186 30122
	<b>WA14-0021</b>	RUBBER TARP STRAP STRAP LENGTH: 21" OVERALL LENGTH: 25"	M-3068 GD-21 30113
	<b>WA14-0031</b>	RUBBER TARP STRAP STRAP LENGTH: 31" OVERALL LENGTH: 36"	M-3069 11-0188 GD-31 30114
	<b>WA14-0041</b>	RUBBER TARP STRAP STRAP LENGTH: 41" OVERALL LENGTH: 46"	M-3065 GD41 30115

CONTINUED>

# SAFETY PRODUCTS

(CONTINUED)



WORLD AMERICAN® PART #	DESCRIPTION	REPLACES
<b>WA14-5025</b>	WHEEL CHOCK, 8" D X 10" L X 6" H WITH ZINC PLATED EYE BOLT	GT-2047
<b>WA14-5026</b>	WHEEL CHOCK, 8" D X 9 1/2" L X 5 3/4" H WITH ZINC PLATED EYE BOLT	GT-2048
<b>WA15-5051</b>	TRAILER KING PIN LOCK - USE WITH ALL STANDARD TRAILER KING PINS SUPPLIED WITH 2 KEYS	M-770 11-0198 E-702










# SHOCK ABSORBERS







WORLD AMERICAN® PART #	DESCRIPTION	REPLACES
<b>WA01-83009</b>	SHOCK ABSORBER	83009
<b>WA01-85000</b>	SHOCK ABSORBER	85000
<b>WA01-85001</b>	SHOCK ABSORBER	85001
<b>WA01-85724</b>	SHOCK ABSORBER	85724
<b>WA01-85918</b>	SHOCK ABSORBER	85918
<b>WA01-85931</b>	SHOCK ABSORBER	85931



# SLACK ADJUSTERS

	WORLD AMERICAN® PART #	DESCRIPTION	REPLACES
	<b>WAKN44041</b>	MANUAL STRAIGHT ARM 1.60", 37 SPLINE 6" DRILLING 5 RIVET, HEAVY DUTY	E-1574HD R82407 383411
	<b>WAKN44051</b>	MANUAL STRAIGHT ARM 1 1/2", 28 SPLINE 5"-6" DRILLING 5 RIVET, HEAVY DUTY	E-2458 286965
	<b>WA65170</b>	AUTOMATIC BENDIX® STYLE 1-1/2", 10 SPLINE 5-1/2" DRILLING	65170 AS1032
	<b>WA65175</b>	AUTOMATIC BENDIX® STYLE 1-1/2", 28 SPLINE 6" DRILLING	65175 AS1041
	<b>WAR801041</b>	AUTOMATIC MERITOR® STYLE 1-1/2", 10 SPLINE 5-1/2" DRILLING	R801041
	<b>WAR801074</b>	AUTOMATIC MERITOR® STYLE 1-1/2", 28 SPLINE 6" DRILLING	R801074
	<b>WA10140</b>	AUTOMATIC HALDEX® STYLE 1-1/2", 28 SPLINE 5" & 6" DRILLING 34 DEGREE CASTING ANGLE	400-10140
	<b>WA10141</b>	AUTOMATIC HALDEX® STYLE 1-1/2", 28 SPLINE 5-1/2" & 6-1/2" DRILLING 34 DEGREE CASTING ANGLE	400-10141
	<b>WA10211</b>	AUTOMATIC HALDEX® STYLE 1 1/2", 28 SPLINE 5-1/2" DRILLING 0 DEGREE CASTING ANGLE	400-10211
	<b>WA10212</b>	AUTOMATIC HALDEX® STYLE 1-1/2", 28 SPLINE 6" DRILLING 0 DEGREE CASTING ANGLE	400-10212
	<b>WAAS1132</b>	AUTOMATIC GUNITE® STYLE 1-1/2", 10 SPLINE 5-1/2" DRILLING	CB21102 R801041 65170
	<b>WAAS1140</b>	AUTOMATIC GUNITE® STYLE 1-1/2", 28 SPLINE 5-1/2" DRILLING	CB1140 R801073 65174

## SPRING BRAKE

	WORLD AMERICAN® PART #	DESCRIPTION	REPLACES
	<b>WA3030T</b>	30/30 COMBO SEALED W/CLEVIS	GC3030 RBPBTS-3030
	<b>WA3030TL</b>	30/30 COMBO SEALED LONG STROKE W/CLEVIS	RBPBTS-3030LS
	<b>WA20SC</b>	TYPE 20 SERVICE CHAMBER W/CLEVIS	RBPBTSC20
	<b>WA30SC</b>	TYPE 30 SERVICE CHAMBER W/CLEVIS	RBPBTSE30

## SUSPENSION

	WORLD AMERICAN® PART #	DESCRIPTION	REPLACES
	<b>WA12-5153</b>	BINKLEY®: SP900 W/5" ROUND AXLE EQUALIZER W/BUSHING	SPO131 E-9305
	<b>WA12-5154</b>	BINKLEY®: SP900 W/5" ROUND AXLE FRONT HANGER	SPO100 E-9302
	<b>WA12-5155</b>	BINKLEY®: SP900 W/5" ROUND AXLE CENTER HANGER	SPO110 E-9303
	<b>WA12-5156</b>	BINKLEY®: SP900 W/5" ROUND AXLE REAR HANGER	SPO120 E-9304
	<b>WA12-5105</b>	DANA®: HANGER 55 SERIES (INCLUDES BUSHING)	B-55536 E-3012
	<b>WA12-5106</b>	DANA®: ADJUSTABLE TORQUE ARM (62-68 SERIES) ADJUSTABLE LENGTH 14" - 18 1/2"	M-109201 E-2512

CONTINUED>

# SUSPENSION

(CONTINUED)



WORLD AMERICAN® PART #	DESCRIPTION	REPLACES
<b>WA12-5110</b>	DANA®: TORQUE ARM BUSHING ASSEMBLY USE WITH WA12-5106, WA12-5107	L-4032 E-1983
<b>WA12-5136</b>	FREIGHTLINER®: SPRING EYE BUSHING, FAS II AIR-LINER	1616412001 1618035000 MR782 RB262 6813250250
<b>WAKN20541</b>	FREIGHTLINER®: CONTROL VALVE, ALL PORTS 1/4" NPT INCLUDES KNOB AND HANDLE	N30103BN V1092950 KN20541 20QE3218M
<b>WA12-5023</b>	FRUEHAUF®: CAST EQUALIZER, LATE F2	UCE-007936-001 UCF-001463-901 UCF-6963-01
<b>WA12-5035</b>	FRUEHAUF®: BUSHING ASSEMBLY ("F" SUSPENSION) USE WITH WA12-5022, WA12-5023	E-1024 UXA-0004900
<b>WA12-5038</b>	FRUEHAUF®: USE WITH WA12-5036, WA12-5037 RADIUS ROD BUSHING ASSEMBLY "F" SUSPENSION	E-1023 UXA-00011900
<b>WA12-5005</b>	HENDRICKSON®: O.D.: 2 17/32" CENTER TO CENTER: 4 3/8" STRADDLE MOUNT CARTRIDGE 340 SERIES	44694 E-2225
<b>WA04-5029</b>	HENDRICKSON®: BEAM END BUSHING (340 SERIES) INNER: 2 1/2" O.D.: 4 3/8" LENGTH: 5 1/4"	6969 E-1340
<b>WA04-5038</b>	HENDRICKSON® EQUALIZER, BRONZE CENTER BUSHING KIT 380 SERIES	30437 E-1546
<b>WA12-5017</b>	HUTCHENS® EQUALIZER ASSEMBLY FABRICATED STEEL H7600, H7700	750-03 E-2781A
<b>WA12-5026</b>	HUTCHENS® BOLT KIT FOR EQUALIZER H7600, H7700	E-3414
<b>WA12-5061</b>	HUTCHENS® ALIGNMENT ADJUSTMENT PLATE (H-900) WIDTH: 5" LENGTH: 12"	10608-00 E-5228



SUSPENSION

CONTINUED>

# SUSPENSION

(CONTINUED)



WORLD AMERICAN® PART #	DESCRIPTION	REPLACES
<b>WAB65-1001</b>	KENWORTH® SPRING PIN BUSHING	B65-1001 RB-249
<b>WAB65-1006</b>	KENWORTH® SPRING PIN BUSHING	B65-1006 RB-295
<b>WAB65-1012</b>	KENWORTH® SPRING PIN BUSHING	B65-1012 RB-300
<b>WAB65-1013</b>	KENWORTH® SPRING PIN BUSHING	B65-1013 RB-324
<b>WA12-5012</b>	MACK® UPPER INSULATOR PAD (SWS56, SWS57) WIDTH: 4 1/2" LENGTH: 6" HEIGHT: 2 1/2" PIN DIA: 1 3/4"	10QK365A E-2917
<b>WA12-5043</b>	MACK® INSULATOR SPACER BLOCK (SC, SS, ST, SW SERIES)	13QK246 E-3689
<b>WA12-5024</b>	NEWAY® REPAIR PAD (TS SERIES) USE WITH SPRING SEAT 5" ROUND OR 5" SQUARE AXLE	91001049 E-2965
<b>WA04-5050</b>	NEWAY® TRUNNION BUSHING (TS SERIES) I.D.: 3 1/2" O.D.: 4 1/2" LENGTH: 5 3/4"	90008011 AR-2044 E-2935
<b>WA04-5055</b>	NEWAY® BUSHING (ART-500B, AR SERIES) I.D.: 1 1/8" O.D.: 3 1/2" LENGTH: 5 1/4"	90008139 E-4382A
<b>WA04-5124</b>	PETERBILT® AIRLEAF BUSHING KIT - RUBBER	03AL1-RUBBER 334-460
<b>WA04-5125</b>	PETERBILT® AIRLEAF BUSHING KIT - POLY	03AL1-POLY 334-460U





CONTINUED>

# SUSPENSION






(CONTINUED)

	WORLD AMERICAN® PART #	DESCRIPTION	REPLACES
	<b>WA04-5126</b>	PETERBILT® AIRLEAF BUSHING KIT - RUBBER	03AL2-RUBBER 334-814
	<b>WA04-5127</b>	PETERBILT® AIRLEAF BUSHING KIT - POLY	03AL2-POLY 334-814U
	<b>WA12-5000</b>	REYCO® EQUALIZER (21B, 22B SERIES)	T-5427 E-2846
	<b>WA12-5110</b>	REYCO® TORQUE ARM BUSHING ASSY. (102 SERIES) AXLE SEAT END	TK7424 E-1984
	<b>WA07-7151</b>	REYCO® SPRING ROLLER ASSY. (USE W/ALL MODELS) STANDARD PACK: 4	T5544 74200 TK19011 E-1975
	<b>WA12-5100</b>	TRAILMOBILE® ADJUSTABLE TORQUE ARM 14 1/4" - 19 1/2"	3-A11-65A
	<b>WA12-5208</b>	TRAILMOBILE® RIGID TORQUE ARM 17" CENTER TO CENTER FAB WITH 3 1/2" WIDE SPRINGS	3-A11-64
	<b>WA07-5060</b>	TRAILMOBILE® TORQUE ARM BUSHING KIT USE WITH WA12-5108, WA12-5208	700-7-149
	<b>WA12-5002</b>	TRANSPRO® EQUALIZER (HEAVY WEIGHT MODEL)	0058-00 0650-00 0758-00
	<b>WA12-5003</b>	TRANSPRO® ADJUSTABLE TORQUE ARM LENGTH: 18 1/2" - 21 3/8" HEAVYWEIGHT, SUPER HEAVYWEIGHT	0030-20 1035-20
	<b>WA12-5019</b>	TRANSPRO® TOP PLATE (H7600, H7700T) WIDTH: 3" LENGTH: 7 1/2" STANDARD & NO HOP AXLES	7029-00 E2907-A

## TIE ROD ENDS

	WORLD AMERICAN® PART #	NOTES	REPLACES
	<b>MW187L</b>	SMALL TAPER: .967" LARGE TAPER: 1.102" STUD THREAD SIZE: 1 1/8", 12LH LENGTH: 4.88"	E-4610 ES187L
	<b>MW187R</b>	SMALL TAPER: .967" LARGE TAPER: 1.102" STUD THREAD SIZE: 1 1/8", 12RH LENGTH: 4.88"	E-4611 ES187R
	<b>MW423L</b>	SMALL TAPER: .967" LARGE TAPER: 1.102" STUD THREAD SIZE: 1 1/8", 12LH LENGTH: 5.44"	E-4614 ES423L
	<b>MW423R</b>	SMALL TAPER: .967" LARGE TAPER: 1.102" STUD THREAD SIZE: 1 1/8", 12RH LENGTH: 5.44"	E-4615 ES423R

## TRAILER RELATED COMPONENTS

	WORLD AMERICAN® PART #	DESCRIPTION	REPLACES
	<b>WA14-5011</b>	VERTICAL FOLD CRANK HANDLE LENGTH: 15.88"	M-756 11-0100 SXA0250
	<b>WA14-5014</b>	HORIZONTAL FOLD CRANK HANDLE LENGTH: 21.00"	41516MEPH
	<b>WA14-5015</b>	STANDARD SAND SHOE 10"X 11.50" X 4.38"	M-756 11-0130 E-925
	<b>WA14-5016</b>	LOW PROFILE SAND SHOE 10"X 11.50" X 1.75"	PNS05-310
	<b>WA14-5017</b>	SAND SHOE AXLE USE WITH WA14-5015, WA14-5016	M-1780 11-0150 E-1415 AXA04841

# U-JOINTS



WORLD AMERICAN® PART #	DESCRIPTION	REPLACES
5-281XRM		1160803
5-280XRM		1121565
WA250XR		SPL250X



# WATER PUMPS (NEW - NO CORE CHARGE)



WORLD AMERICAN® PART #	DESCRIPTION	REPLACES
WAP2260	CUMMINS STYLE WATER PUMP REPLACES CUMMINS N14 STEEL IMPELLER COMPLETE WATER PUMP	3803605 3803030 7068 6073
WAP1162	CATERPILLAR STYLE WATER PUMP REPLACES CATERPILLAR 3208 - 3 GROOVE BOLT ON PULLEY COMPLETE WATER PUMP	9N1249 9N3853 9N5023 9N6147 RW1162 6002 2W1225 E-823101
WAP1705	DETROIT STYLE WATER PUMP REPLACES DETROIT DIESEL SERIES 60 ENGINES BUILT 1991 AND LATER COMPLETE WATER PUMP	23505895 23520136 E-823407 RW4122 6122



**WHERE QUALITY MEETS VALUE**



[www.WorldAmerican.com](http://www.WorldAmerican.com)

# WHEEL ATTACHING COMPONENTS

WHEEL ATTACHING COMPONENTS



WORLD AMERICAN® PART #	DESCRIPTION	REPLACES
<b>WA07-8006</b>	METRIC SLEEVE NUT INNER THREAD HEX: M22 X 1.5 SLEEVE LENGTH: 6MM STANDARD PACK: 10	M-4214
<b>WA07-8019</b>	METRIC SLEEVE NUT INNER THREAD HEX: M22 X 1.5 SLEEVE LENGTH: 19MM STANDARD PACK: 10	M-4215
<b>WA07-8028</b>	METRIC SLEEVE NUT INNER THREAD HEX: M22 X 1.5 SLEEVE LENGTH: 28MM STANDARD PACK: 10	M-4216
<b>WA07-8039</b>	METRIC SLEEVE NUT INNER THREAD HEX: M22 X 1.5 SLEEVE LENGTH: 39MM STANDARD PACK: 10	M-4217
<b>WA07-5035</b>	METRIC FLANGE NUT THREAD: M22 X 1.5 HEX: 33MM HEIGHT: 31MM FOR BUDD® UNIMOUNT 10 WHEEL STUDS STANDARD PACK: 10	106333 13-3052 M-3203 E-6000
<b>WA07-5024</b>	INNER NUT OUTER THREAD: 1 1/8", 16 RH INNER THREAD: 3/4", 16 LENGTH: 2 1/8" SQUARE HEAD: 13/16" GRADE: 8 STANDARD PACK: 25	10708 13-3005R M-128 E-5549R
<b>WA07-5025</b>	INNER NUT OUTER THREAD: 1 1/8", 16LH INNER THREAD: 3/4", 16 LENGTH: 2 1/8" SQUARE HEAD: 13/16" GRADE: 8 STANDARD PACK: 25	10709 13-3005L M-129 E-5549L
<b>WA07-5022</b>	NUT THREAD: 1 1/8, 16RH HEX: 1 1/2" HEIGHT: 7/8" STANDARD PACK: 25	37891 13-3012R M-126 E-5552R
<b>WA07-5023</b>	NUT THREAD: 1 1/8", 16LH HEX: 1 1/2" HEIGHT: 7/8" STANDARD PACK: 25	37892 13-3012L M-127 E-5552L
<b>WA07-5096</b>	WHEEL STUD (RIGHT HAND) A: 2 5/8" B: 1 1/4" C: 5/16" STANDARD PACK: 25	13-1103R M-76 E-4966R

CONTINUED>



# WHEEL ATTACHING COMPONENTS

(CONTINUED)

WORLD AMERICAN® PART #	DESCRIPTION	REPLACES
 <p><b>WA07-5097</b></p>	<p>WHEEL STUD (LEFT HAND) A: 2 5/8" B: 1 1/4" C: 5/16" STANDARD PACK: 25</p>	<p>13-1103L M-77 E-4966L</p>
 <p><b>WA07-5004</b></p>	<p>WHEEL STUD THREAD DIAMETER: 3/4", 10 A: 2 13/16" B: 1 1/16" C: 1 11/16" STANDARD PACK: 25</p>	<p>08-005715 M-39 E-4956A</p>
 <p><b>WA07-5018</b></p>	<p>WHEEL NUT THREAD: 3/4", 10 HEX: 1 1/4" STANDARD PACK: 25</p>	<p>13-8004 74710 M-45 E-4963</p>
 <p><b>WA15-5000</b></p>	<p>WHEEL CLAMP (FOR 3/4" WHEEL STUDS) DAYTON® "F" STYLE A: 1 1/8" B: 2 7/8" C: 2 1/2" D: 3/4" STANDARD PACK: 25</p>	<p>09-612317 M-3 W-96 E-5571A</p>
 <p><b>WA15-5013</b></p>	<p>WHEEL CLAMP (FOR 3/4" WHEEL STUDS) MACK® STYLE (REAR WHEEL) A: 1 7/8" B: 2 1/2" C: 2 1/2" D: 3/4" STANDARD PACK: 25</p>	<p>15QJ223BP8 15QJ223CP8 M-1175 E-5781</p>
 <p><b>WA15-5009</b></p>	<p>WHEEL CLAMP (FOR 3/4" WHEEL STUDS) DAYTON® STYLE (DUAL REAR WHEELS) A: 1 13/16" B: 6" C: 2 7/16" D: 3/4" STANDARD PACK: 10</p>	<p>09-006257 15QJ17P1 M-1142 W-113 E-5828</p>

WHEEL ATTACHING COMPONENTS






**WHERE QUALITY MEETS VALUE**



**WORLD AMERICAN**

[www.WorldAmerican.com](http://www.WorldAmerican.com)

# LIGHT DUTY (AUTOMOTIVE - SUV - PICKUP)

MOTIVE GEAR	CATEGORY	PART #	DESCRIPTION
	AXLE	<b>MG2192</b>	AXLE SHAFT 8.8" 31 3/4" R.H.
	AXLE	<b>E7TZ4234A</b>	AXLE SHAFT 8.8" 31 SPL. R.H.
	AXLE	<b>12479285</b>	AXLE SHAFT GM8.6" 30SPL. L/R
	AXLE	<b>MG2193</b>	AXLE SHAFT 8.8" 33 3/8" L.H.
	AXLE	<b>26010416</b>	AXLE SHAFT 10 BOLT 4X4 1988-98
	AXLE	<b>26013882</b>	AXLE SHAFT 88-94 TRUCK 4WD
	AXLE	<b>F75Z4234MA</b>	FRD 9 3/4" R.H AXLE 31 3/4"
	AXLE	<b>MG5000</b>	AXLE SHAFT-9 1/4" 31SPL 2 & 4WD
	INSTALL KIT	<b>R8.8RMK</b>	BK FORD 8.8" 1981-09
	INSTALL KIT	<b>R10RLMK</b>	MK GM 8.5" 8.6" 1999-08
	INSTALL KIT	<b>R9.25RLMK</b>	MK CHRYSLER 9.25" 2001-09
	INSTALL KIT	<b>R9.75FR</b>	BK FORD 9.75" 1997-99.5
	INSTALL KIT	<b>R9.25RMK</b>	BK CHRYSLER 9.25" 1969-2000
	INSTALL KIT	<b>R9.75FRL</b>	BK FORD 9.75" 1999.5-ON
	INTERNAL KIT	<b>C9.25BI</b>	INT CHRYSLER 9.25" 31 SPL OPEN
	INTERNAL KIT	<b>GM8.6BIL</b>	INT GM 8.6" 30 SPL 2000.5-2007
	INTERNAL KIT	<b>706058XR</b>	INT DANA 70 35 SPL OPEN
	INTERNAL KIT	<b>GM9.5BI</b>	INT GM 9.5" 9.25" IFS 33 SPL
	INTERNAL KIT	<b>F10.25BI</b>	INT FORD 10.25" OPEN
	RING & PINION	<b>GM10-373</b>	RP GM 8.5" 8.6" 3.73 MG
	RING & PINION	<b>C9.25-355</b>	RP CHRYSLER 9.25" 3.55 MG
	RING & PINION	<b>C9.25-390</b>	RP CHRYSLER 9.25" 3.90 MG
	RING & PINION	<b>D70-456</b>	RP DANA 70 4.56 MG
	RING & PINION	<b>D70-410</b>	RP DANA 70 4.10 MG
	RING & PINION	<b>D70-513</b>	RP DANA 70 5.13 MG
	RING & PINION	<b>D60-410</b>	RP DANA 60 4.10 STANDARD MG
	RING & PINION	<b>GM10.5-410</b>	RP GM 10.5" 4.10 MG
	TRANS COMPONENT	<b>NV22657R</b>	NV4500 CLUSTER 1997-UP, 1 PIECE
	TRANS COMPONENT	<b>NV25356R</b>	NV4500 M/D GEAR V10/DIESEL
	TRANS COMPONENT	<b>NV20018R</b>	NV4500 INPUT SHAFT (22T) CHEVY
	TRANS COMPONENT	<b>MG620001</b>	NV261 REAR CASE HALF - 263LD/H
	TRANS COMPONENT	<b>NV17833R</b>	NV241 RANGE FORK (ALUM)

# LIGHT DUTY (AUTOMOTIVE - SUV - PICKUP)

MOTIVE GEAR PERFORMANCE	CATEGORY	PART #	DESCRIPTION
	RING & PINION	<b>F890350</b>	RP FORD 9" 3.50 MGP
	RING & PINION	<b>F890370</b>	RP FORD 9" 3.70 MGP
	RING & PINION	<b>G888373</b>	RP GM 8.875" 3.73 CAR MGP
	RING & PINION	<b>G885342</b>	RP GM 8.5" 8.6" 3.42 MGP
	RING & PINION	<b>G885411IFS</b>	RP GM 8.25" 4.11 FRONT MGP
POWERTRAX	CATEGORY	PART #	DESCRIPTION
 	GRIP LK	<b>LK109031</b>	GRIP LOK - FORD 9" - 31 SPLINE
	GRIP LS	<b>LS201030</b>	GRIP LS - GM 10 BOLT 8.5" 30 S
	GRIP PRO	<b>GT109031</b>	GRIP PRO - FORD 9" 31 SPL
	GRIP PRO	<b>GT109028</b>	GRIP PRO - FORD 9" 28 SPL
	LOCK RIGHT	<b>2210-LR</b>	LOCK-RIGHT DANA 30 27 SPL
	LOCK RIGHT	<b>1510-LR</b>	LOCK-RIGHT SJ-413, 1986-89 1/4 F
	LOCK RIGHT	<b>2311-LR</b>	LOCK-RIGHT DANA 35, 27 SPL 93
	LOCK RIGHT	<b>2620-LR</b>	LOCK-RIGHT DANA 60 35 SPL.
	NO-SLIP	<b>9203923105</b>	NO-SLIP CHRY 9 1/4" 31 SPL OPN
	NO-SLIP	<b>9207953305</b>	NO-SLIP GM 9 1/2", 33 SPL OPEN
NO-SLIP	<b>9204603500</b>	NO-SLIP DANA 60, 35 SPL OPEN	
RICHMOND GEAR	CATEGORY	PART #	DESCRIPTION
	RING & PINION	<b>49-0278-1</b>	RP GM 8.5" 8.6" 3.42 RG
	RING & PINION	<b>49-0280-1</b>	RP GM 8.875" 3.73 TRUCK RG
TEN FACTORY	CATEGORY	PART #	DESCRIPTION
	AXLE KIT	<b>MG22148</b>	FRONT KIT; DANA 30 1997-06 TJ
	AXLE KIT	<b>MG22155</b>	FRONT KIT; DANA 44 2007-16 JK RUBICON
	AXLE KIT	<b>MG22152</b>	FRONT KIT; DANA 30 2007-16 JK L/R
	AXLE KIT	<b>MG22165</b>	FRONT KIT; DANA 44 2003-06 RUBICON
	AXLE KIT	<b>MG22145</b>	FRONT KIT; DANA 30 1987-95 YJ DI



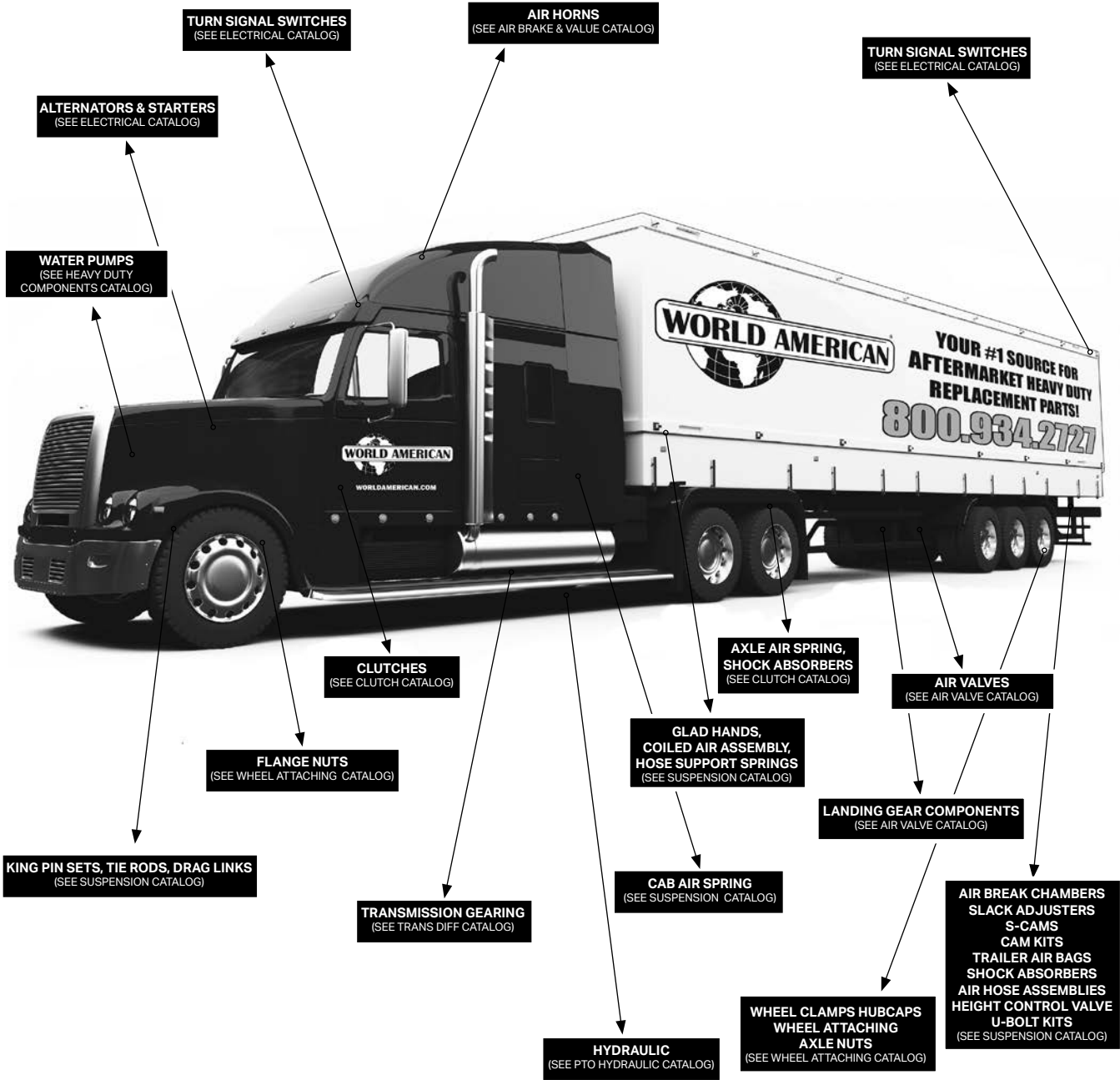
Visit our websites for more information on our light duty products:  
[motivegear.com](http://motivegear.com), [richmondgear.com](http://richmondgear.com), [tenfactory.com](http://tenfactory.com) and [powertrax.com](http://powertrax.com)

Or login to your EZ-Link account on [www.worldamerican.com](http://www.worldamerican.com)

**WORLD AMERICAN, WHERE QUALITY MEETS VALUE**



WORLD AMERICAN, WHERE QUALITY MEETS VALUE



**CONTACT YOUR SALES REPRESENTATIVE FOR MORE INFORMATION  
1.800.934.2727 OR EMAIL INFO@WORLDAMERICAN.COM**

**WWW.WORLDAMERICAN.COM**